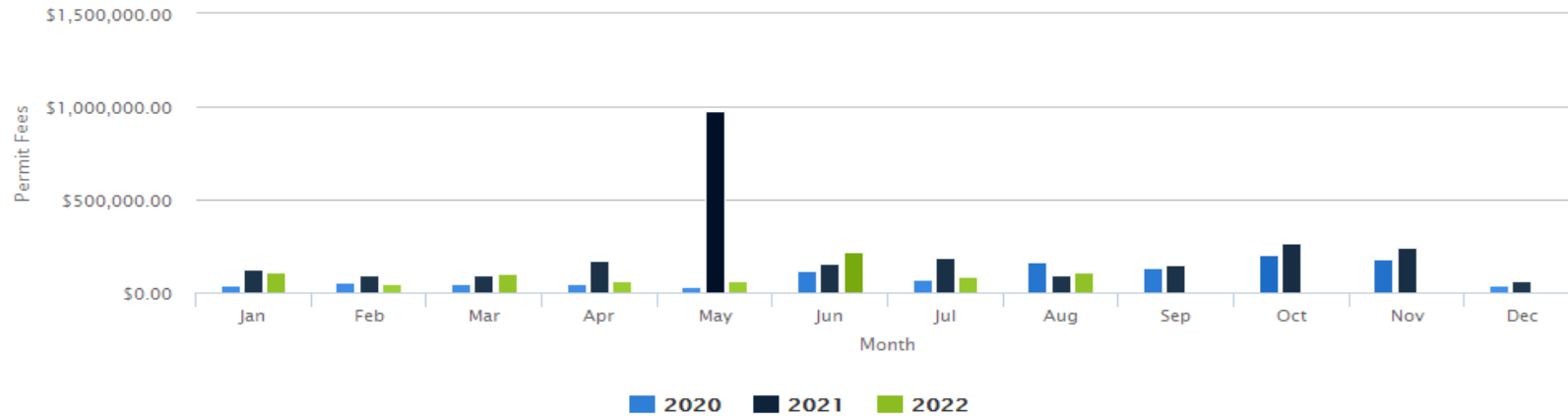


Town of Georgina - Building Report

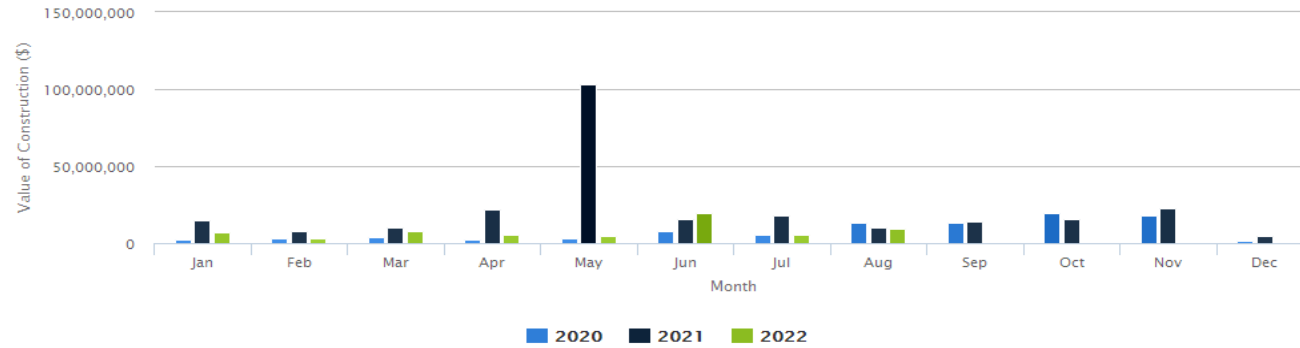
Permit Fees Collected for Issued Permits by Month



Date	Jan	Feb	Mar	Apr	May	Jun	Jul	Aug	Sep	Oct	Nov	Dec	Total
2020	\$42,536.88	\$55,010.25	\$50,537.06	\$47,083.51	\$32,697.25	\$118,561.45	\$66,787.20	\$162,237.00	\$134,449.64	\$204,391.99	\$177,212.36	\$36,709.11	\$1,128,213.70
2021	\$122,889.91	\$91,763.09	\$97,008.79	\$172,377.16	\$977,930.38	\$153,672.81	\$189,249.44	\$94,574.45	\$146,256.73	\$262,332.08	\$238,747.19	\$60,420.62	\$2,607,222.65
2022	\$111,834.95	\$48,877.95	\$101,882.80	\$66,108.33	\$61,138.03	\$221,020.51	\$84,402.72	\$109,466.79	\$0.00	\$0.00	\$0.00	\$0.00	\$804,732.08

Town of Georgina - Building Report

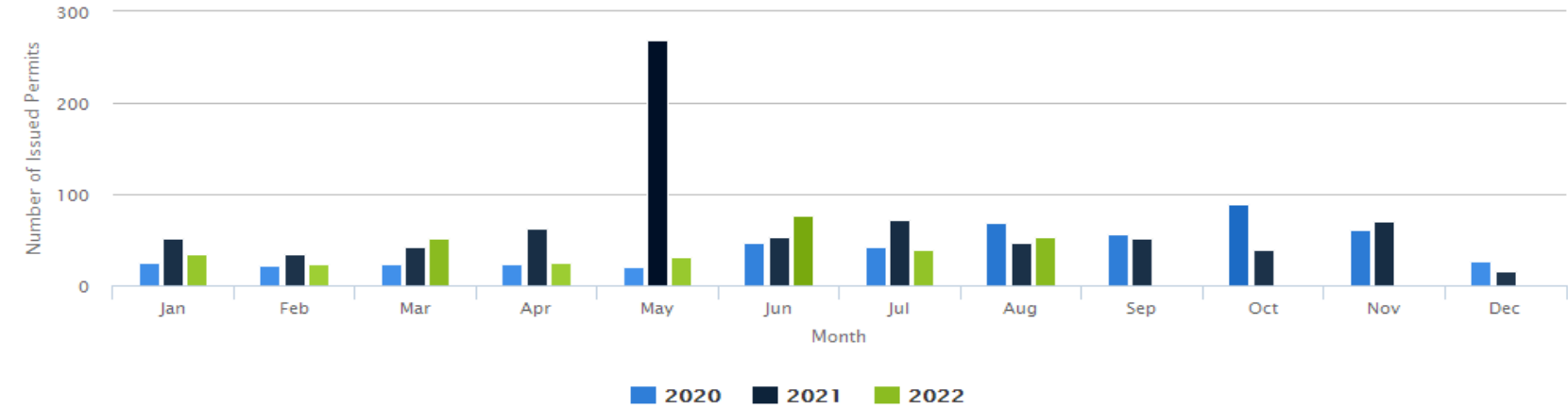
Construction Value of Issued Permits by Month



Date	Jan	Feb	Mar	Apr	May	Jun	Jul	Aug	Sep	Oct	Nov	Dec	Total
2020	\$2,505,155.00	\$2,832,626.00	\$3,715,622.00	\$2,402,760.00	\$2,876,000.00	\$8,167,980.00	\$5,159,798.00	\$13,257,030.00	\$13,461,830.00	\$19,540,295.00	\$17,944,342.27	\$1,883,000.00	\$93,746,438.27
2021	\$14,836,937.34	\$8,198,865.22	\$10,311,315.89	\$21,684,596.98	\$103,482,608.28	\$15,868,642.18	\$18,024,798.45	\$10,178,476.10	\$14,005,940.00	\$15,749,000.00	\$22,522,800.00	\$4,633,100.00	\$259,497,080.44
2022	\$7,176,000.00	\$3,425,300.00	\$7,982,047.78	\$5,275,300.00	\$5,077,000.00	\$19,332,710.00	\$5,422,536.00	\$9,443,500.00	\$0.00	\$0.00	\$0.00	\$0.00	\$63,134,393.78

Town of Georgina Monthly Report

Volume of Issued Permits by Month



Type of Building	2020 - Jan	2020 - Feb	2020 - Mar	2020 - Apr	2020 - May	2020 - Jun	2020 - Jul	2020 - Aug	2020 - Sep	2020 - Oct	2020 - Nov	2020 - Dec	2021 - Jan	2021 - Feb	2021 - Mar	2021 - Apr	2021 - May	2021 - Jun	2021 - Jul	2021 - Aug	2021 - Sep	2021 - Oct	2021 - Nov	2021 - Dec	2022 - Jan	2022 - Feb	2022 - Mar	2022 - Apr	2022 - May	2022 - Jun	2022 - Jul	2022 - Aug	
ASSEMBLY OCCUPANCY - ALTERATION	0	0	0	0	0	0	0	0	1	0	0	0	0	1	2	0	3	1	0	0	0	0	1	1	1	0	0	0	1	0	1	0	0
ASSEMBLY OCCUPANCY - NEW & ADDITION	0	0	0	0	0	0	0	1	0	1	0	0	0	0	0	0	0	0	0	0	0	1	0	0	0	0	0	0	0	0	0	0	1
CHANGE OF USE	1	0	0	0	0	0	0	0	0	0	0	0	0	0	0	0	0	0	0	0	0	0	0	0	0	0	0	0	0	0	0	0	0
COMMERCIAL OCCUPANCY - ALTERATION	1	0	0	0	1	1	3	1	0	0	2	1	1	0	2	3	2	0	2	0	2	2	2	1	0	2	1	1	2	5	1	4	
COMMERCIAL OCCUPANCY - NEW & ADDITION	0	1	0	0	0	0	1	0	0	0	0	1	0	0	0	0	0	0	1	1	0	0	0	0	0	0	1	1	0	0	0	0	1
DESIGNATED STRUCTURE	0	0	0	0	0	0	0	0	0	0	1	0	0	0	0	0	0	0	0	0	0	0	0	0	0	0	0	0	0	0	0	0	0
FARM BUILDING	0	0	1	0	0	1	0	0	0	0	0	1	0	0	0	0	0	1	0	1	0	0	0	1	0	0	2	0	0	0	0	0	0
HOUSE - ACCESSORY BUILDING	2	2	1	3	0	0	4	4	6	9	4	1	2	0	6	3	3	5	12	6	2	4	5	0	3	4	9	3	8	5	3	4	
HOUSE - ALTERATIONS	3	8	6	6	4	2	3	4	6	12	6	12	11	5	5	10	11	3	10	8	5	8	6	1	4	6	13	5	8	10	8	10	
HOUSE - DECK	5	0	1	3	4	9	10	18	6	8	1	7	9	4	3	4	7	3	3	6	6	2	4	1	0	0	3	2	2	6	9	6	
HOUSE - NEW & ADDITIONS	9	8	10	9	6	29	20	38	32	55	39	1	27	20	20	41	232	34	31	20	31	16	47	9	22	6	18	8	8	41	15	16	
HVAC	0	0	0	0	0	0	0	0	0	0	0	0	0	0	0	0	0	0	0	0	0	0	1	0	0	0	0	0	0	0	0	0	0
INDUSTRIAL OCCUPANCY - ALTERATION	0	0	0	0	0	0	0	0	1	0	0	0	0	0	0	0	0	0	0	0	0	0	0	0	0	0	0	0	0	0	0	0	0
INDUSTRIAL OCCUPANCY - NEW & ADDITION	0	0	0	0	1	0	0	0	0	0	0	1	0	0	0	0	0	1	0	0	0	0	0	0	0	0	1	0	0	0	0	0	0
INSTITUTIONAL/GOV'T - ALTERATION	0	0	1	0	0	0	0	0	0	0	0	0	0	0	0	0	1	0	0	0	0	0	1	0	0	0	0	0	0	0	0	0	0
INSTITUTIONAL/GOV'T - NEW & ADDITION	0	0	0	0	0	0	0	0	0	0	0	0	0	0	0	0	0	0	1	0	0	0	0	0	0	0	0	0	0	0	0	0	0
MULTI RESIDENTIAL - ALTERATIONS	1	0	0	0	0	0	0	0	0	0	0	0	0	0	0	0	0	0	0	0	0	0	0	0	0	0	0	0	0	0	0	0	0
MULTI RESIDENTIAL - NEW & ADDITIONS	0	0	0	0	0	0	0	0	0	0	0	0	0	0	0	0	0	0	0	0	0	1	0	0	0	0	0	0	0	0	0	0	0
PLUMBING	1	0	1	0	0	0	0	0	0	0	3	0	0	0	0	0	0	0	1	0	1	0	0	0	2	3	0	0	0	1	0	1	
SEPTIC SYSTEM	2	3	2	3	5	5	1	2	3	3	5	1	2	4	4	2	10	5	11	5	5	5	4	1	2	2	3	3	3	4	3	8	
SIGN / ATTACHMENT	0	0	0	0	0	0	0	0	0	1	0	0	0	0	0	0	0	0	0	0	0	0	0	0	0	0	0	1	0	1	0	1	
TEMPORARY BUILDING	0	0	0	0	0	0	0	0	1	0	0	0	0	0	0	0	0	0	0	0	0	0	0	0	0	0	0	0	2	0	1		
	25	22	23	24	21	47	42	68	56	89	61	26	52	34	42	63	269	53	72	47	52	39	71	15	34	23	51	25	31	76	39	53	

Town of Georgina

Monthly Report for Building Permits in August 2022

ASSEMBLY OCCUPANCY - NEW & ADDITION

Permit Number	Issue Date	Roll Number	Location	Project Purpose	Project Value	Total
220855	August 5, 2022	14696050.0000	100 BISCAYNE BLVD	PROGRAM RENOVATIONS TO 2 COMMUNITY CLASSROOMS INCLUDES KITCHENETTE, UNIVERSAL WASHROOM, CALMING ROOM & STORAGE	\$750,000.00	\$5,343.00

COMMERCIAL OCCUPANCY - ALTERATION

Permit Number	Issue Date	Roll Number	Location	Project Purpose	Project Value	Total
220443	August 11, 2022	14710200.0000	23532 WOODBINE AVE	220443.01 Revision, to add WET zones 220443, PICK UP AREA: VESTIBULE. REPLACEMENT OF EXIST. 6 FT DOOR GARDEN CENTRE: ADDITION OF A 4FT GLAZED DOOR	\$50,000.00	\$516.77
220866	August 23, 2022	14275800.0000	543 THE QUEENSWAY S	FIRE RESTORATION STRUCTURAL AND MECHANICAL ALTERATIONS FIRE COMPLAINT - 220137	\$250,000.00	\$1,476.30
220886	August 29, 2022	08053100.0000	20887 DALTON RD	PROPOSED MEDICAL OFFICE	\$75,000.00	\$5,825.40
220887	August 29, 2022	14688000.0000	76 ARLINGTON DR	INTERIOR RENOVATION FOR NEW RESTAURANT < 30 SEATS	\$120,000.00	\$2,088.10

COMMERCIAL OCCUPANCY - NEW & ADDITION

Permit Number	Issue Date	Roll Number	Location	Project Purpose	Project Value	Total
211464	August 11, 2022	05168500.0000	87 ROUTLEY AVE	REHABILITATION BUILDING FOR BIRDS OF PREY	\$150,000.00	\$5,600.00

DEMOLITION

Permit Number	Issue Date	Roll Number	Location	Project Purpose	Project Value	Total
220669	August 8, 2022	14199600.0000	582 LAKE DR S	Demolition of Detached Garage (Only)	\$0.00	\$159.00
220519	August 11, 2022	09690200.0000	294 ELMTREE LANE	DEMOLITION OF EXISTING SFD	\$10,000.00	\$264.00
220872	August 11, 2022	14120600.0000	351 MIAMI DR	DEMOLITION DUE TO HOUSE FIRE (Accessory Buildings to be removed for Final inspection)	\$30,000.00	\$264.00
220835	August 16, 2022	13161700.0000	753 CHURCHILL LANE	DEMOLISH SFD	\$20,000.00	\$264.00
220879	August 25, 2022	04416100.0000	60 BLUE HERON DR	DEMO SFD AND DETACHED GARAGE	\$4,000.00	\$330.00
220912	August 30, 2022	14666400.0000	455 THE QUEENSWAY S	DEMOLISH SFD	\$0.00	\$264.00

HOUSE - ACCESSORY BUILDING

Permit Number	Issue Date	Roll Number	Location	Project Purpose	Project Value	Total
220909	August 11, 2022	09454900.0000	2 THE QUEENSWAY S	Shade Structure (PAVILION)	\$300,000.00	\$168.00
211498	August 16, 2022	10529500.0000	23522 KENNEDY RD	NEW SHED FOR PERSONAL STORAGE- PREFAB ON EXISTING SLAB	\$10,000.00	\$160.00
211701	August 23, 2022	01531000.0000	7721 SMITH BLVD	BUILD NEW 40X60 SHOP	\$65,000.00	\$1,320.00
220849	August 25, 2022	08103500.0000	9 ROANOAK RD	NEW THREE CAR GARAGE	\$35,000.00	\$591.60

HOUSE - ALTERATIONS

Permit Number	Issue Date	Roll Number	Location	Project Purpose	Project Value	Total
220509	August 10, 2022	09364946.0000	139 TULIP ST	NEW BELOW GRADE SIDE DOOR	\$10,000.00	\$593.00
220585	August 11, 2022	13588900.0000	47 ALEXANDER BLVD	BASEMENT ACCESSORY APARTMENT	\$40,000.00	\$1,380.20
220873	August 25, 2022	08194100.0000	54 JACKSON'S POINT AVE	STRUCTURAL REPAIRS TO EXISTING DWELLING DUE TO FIRE DAMAGE	\$685,000.00	\$556.20

220877	August 25, 2022	13588700.0000	49 ALEXANDER BLVD	BASEMENT ACCESSORY APARTMENT	\$500.00	\$865.20
220899	August 25, 2022	14296090.0000	12 SILVERSTONE CRES	RELOCATE LAUNDRY ROOM ADD NEW 3 PIECE BATHROOM	\$20,000.00	\$159.00
220508	August 29, 2022	13666300.0000	32 HARDWOOD DR	RENOVATING THE BASEMENT ACCESSORY APARTMENT WITH A SEPARATED ENTRANCE	\$30,000.00	\$917.73
220761	August 29, 2022	14203500.0000	702 LAKE DR S	LEGALIZE FINISHED BASEMENT 220170	\$12,000.00	\$1,450.24
220898	August 29, 2022	04427700.0000	80 MOORE'S BEACH RD	FINISHED BASEMENT	\$5,000.00	\$1,398.74
220850	August 30, 2022	14223017.0000	10 TERRELL AVE	FINISHED BASEMENT ACCESSORY APARTMENT AND WALK-UP	\$48,000.00	\$547.96
220984	August 30, 2022	02092800.0000	43 SULEVI AVE	MOULD REMEDIATION THROUGHOUT CRAWLSPACE, MAIN FLOOR AND ADD CI TO EXTERIOR AND RE-APPLY INSULATION	\$112,000.00	\$1,030.00

HOUSE - DECK

Permit Number	Issue Date	Roll Number	Location	Project Purpose	Project Value	Total
220562	August 3, 2022	09436519.0000	89 SUNBIRD BLVD	DECK TO LEGALIZE COMPLAINT FILE 220511	\$30,000.00	\$336.00
220860	August 3, 2022	05451500.0000	352 PEPPERLAW RD	REPLACE DECK AND RETAINING WALL	\$50,000.00	\$168.00
220538	August 9, 2022	09271579.0000	110 CONNELL DR	NEW DECK	\$25,000.00	\$168.00
220856	August 9, 2022	09746100.0000	235 BOYERS RD	NEW DECK AT BACK OF HOUSE	\$14,000.00	\$168.00
220485	August 18, 2022	13096700.0000	796 MCNEIL RD	DECK TO LEGALIZE 161049	\$35,000.00	\$168.00
220894	August 30, 2022	14291185.0000	9 CONCHITA ST	NEW REAR YARD DECK	\$5,000.00	\$168.00

HOUSE - NEW & ADDITIONS

Permit Number	Issue Date	Roll Number	Location	Project Purpose	Project Value	Total
220250	August 4, 2022	13217800.0000	295 LAKE DR E	BACK SUNROOM ADDITION AND COVERED DECK	\$70,000.00	\$593.88
220343	August 4, 2022	11949400.0000	47 BIG CANOE DRIVE	NEW SFD 1 UNIT CERTIFIED MODEL 40-7 B REAR UPGRADE WOD UNFINISHED BASEMENT	\$386,000.00	\$5,252.19
220347	August 4, 2022	11949400.0000	49 BIG CANOE DRIVE	NEW SFD 1-UNIT MODEL 40-4 A REAR UPGRADE WOD UNFINISHED BASEMENT	\$339,000.00	\$4,627.95
220348	August 4, 2022	11949400.0000	53 BIG CANOE DRIVE	NEW SFD 1-UNIT MODEL 40-6 A REAR UPGRADE WOD UNFINISHED BASEMENT	\$347,000.00	\$4,785.54
220369	August 4, 2022	11949400.0000	55 BIG CANOE DRIVE	NEW SFD 1-UNIT MODEL 40-3 A REAR UPGRADE WOD CONDITION UNFINISHED BASEMENT	\$304,000.00	\$4,211.79
220304	August 8, 2022	04381100.0000	84 MCRAE BEACH S	NEW TWO STOREY SINGLE FAMILY DWELLING	\$740,000.00	\$8,249.32
220526	August 8, 2022	02102200.0000	20 PIRITA RD	NEW ONE STORY SINGLE FAMILY DWELLING	\$900,000.00	\$5,657.12
211874	August 9, 2022	14022900.0000	9 PATRICIA PL	ADDITION TO DWELLNG W NEW 2-CAR GARAGE	\$350,000.00	\$4,049.63
220506	August 15, 2022	04454900.0000	547 DUCLOS POINT RD	NEW SINGLE FAMLY DWELLING W/ CRAWLSPACE	\$850,000.00	\$7,398.51
220608	August 23, 2022	13409900.0000	3 PATTY LANE	SINGLE FAMILY DWELLING RAISED BUNGALOW 1 UNIT	\$500,000.00	\$5,528.68
220416	August 24, 2022	14377400.0000	243 PINE BEACH DR	NEW 18'x23' ADDITION TO EXISING BUNGALOW W/ CRAWLSPACE	\$112,000.00	\$701.35
220125	August 25, 2022	12365000.0000	24 EASTBOURNE DR	PROPOSE GARAGE W ACCESSORY APARTMENT ON 2ND STOREY, CONNECTED TO MAIN DWELLING W UNDERGROUND TUNNEL	\$600,000.00	\$2,340.55
220330	August 25, 2022	04225202.0000	BLUE JAY BLVD	NEW SFD UNFINISHED BASEMENT SEPTIC -220329 NEEDS ADDRESS	\$340,000.00	\$4,810.43
220333	August 25, 2022	04225200.0000	38 BLUE JAY BLVD	NEW SFD UNFINISHED BASEMENT SEPTIC - 220332	\$340,000.00	\$4,960.84
220422	August 25, 2022	13123000.0000	783 THIRD AVE	ADDITION OFF REAR OF HOUSE, SFD 2 NEW BEDROOMS, 1 NEW BATHROOM NEW DECK CRAWLSPACE BELOW	\$150,000.00	\$1,440.57

PLUMBING

Permit Number	Issue Date	Roll Number	Location	Project Purpose	Project Value	Total
220892	August 16, 2022	14646600.0000	205 THE QUEENSWAY S	REPLACE/REPAIR SANITARY SEWER ON PROPERTY	\$0.00	\$424.00

POOL ENCLOSURE

Permit Number	Issue Date	Roll Number	Location	Project Purpose	Project Value	Total
220868	August 3, 2022	14695724.0000	17 CAMROSE DR	ABOVE GROUND POOL ENCLOSURE	\$0.00	\$100.00
220954	August 17, 2022	03200605.0000	103 SCOTIA RD	NEW ABOVE GROUND POOL	\$19,000.00	\$100.00
220082	August 24, 2022	09629454.0000	6 KERFOOT CRES	IN GROUND SWIMMING POOL ENCLOSURE	\$35,000.00	\$150.00
220499	August 25, 2022	09164803.0000	12 MACKENZIE CRT	NEW INGROUND POOL	\$40,000.00	\$150.00
220611	August 25, 2022	02102200.0000	20 PIRITA RD	IN GROUND POOL ENCLOSURE	\$55,000.00	\$150.00

SEPTIC SYSTEM

Permit Number	Issue Date	Roll Number	Location	Project Purpose	Project Value	Total
220035	August 2, 2022	06271000.0000	143 HOLMES POINT RD	NEW ELJEN GSF A42 SEPTIC SYSTEM	\$40,000.00	\$1,383.00
220303	August 12, 2022	04381100.0000	84 MCRAE BEACH S	NEW SEPTIC SYSTEM	\$0.00	\$1,383.00
220527	August 12, 2022	02102200.0000	20 PIRITA RD	SEPTIC FOR NEW SFD	\$30,000.00	\$1,383.00
220513	August 15, 2022	04288200.0000	5 WATER FRINGE DR	REPLACEMENT SEPTIC SYSTEM	\$25,000.00	\$1,383.00
220505	August 16, 2022	04454900.0000	547 DUCLOS POINT RD	NEW SEPTIC SYSTEM FOR NEW SFD	\$50,000.00	\$1,383.00
220329	August 25, 2022	04225202.0000	BLUE JAY BLVD	NEW SEPTIC FOR NEW SFD NEED ADDRESS	\$0.00	\$1,383.00
220332	August 25, 2022	04225200.0000	38 BLUE JAY BLVD	NEW SEPTIC FOR SFD	\$0.00	\$1,383.00
210176	August 30, 2022	03583900.0000	180 HEDGE RD	NEW SEPTIC SYSTEM	\$0.00	\$1,142.00

SIGN / ATTACHMENT

Permit Number	Issue Date	Roll Number	Location	Project Purpose	Project Value	Total
220882	August 4, 2022	12227460.0000	30 WOLFORD CRT	ROOFTOP SOLAR PANELS	\$31,000.00	\$159.00

TEMPORARY BUILDING

Permit Number	Issue Date	Roll Number	Location	Project Purpose	Project Value	Total
220900	August 11, 2022	07122500.0000	15 FAIRPARK LANE	TEMPORARY TENT 30X60 FOR SUTTON FAIR	\$3,000.00	\$289.00