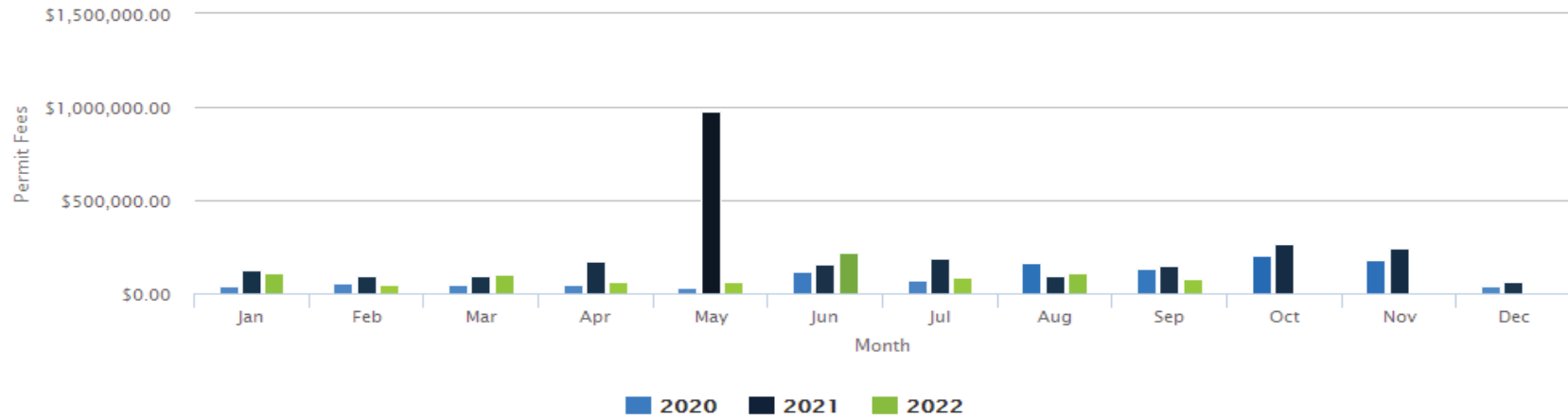


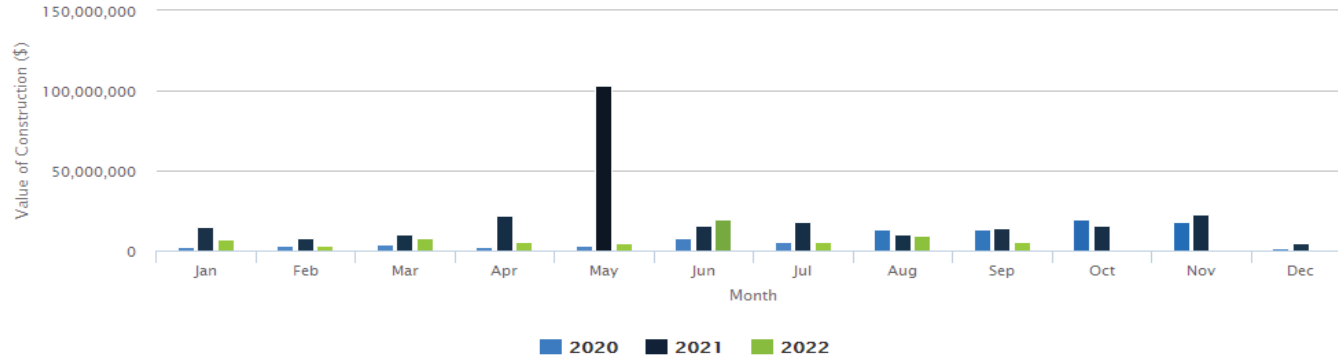
Town of Georgina - Building Report

Permit Fees Collected for Issued Permits by Month



Date	Jan	Feb	Mar	Apr	May	Jun	Jul	Aug	Sep	Oct	Nov	Dec	Total
2020	\$42,536.88	\$55,010.25	\$50,537.06	\$47,083.51	\$32,697.25	\$118,561.45	\$66,787.20	\$162,237.00	\$134,449.64	\$204,391.99	\$177,212.36	\$36,709.11	\$1,128,213.70
2021	\$122,889.91	\$91,763.09	\$97,088.79	\$172,377.16	\$977,930.38	\$153,672.81	\$189,249.44	\$94,574.45	\$146,256.73	\$262,332.08	\$238,747.19	\$60,420.62	\$2,607,302.65
2022	\$111,834.95	\$48,877.95	\$101,882.80	\$66,108.33	\$61,138.03	\$221,020.51	\$84,402.72	\$109,466.79	\$81,449.57	\$0.00	\$0.00	\$0.00	\$886,181.65

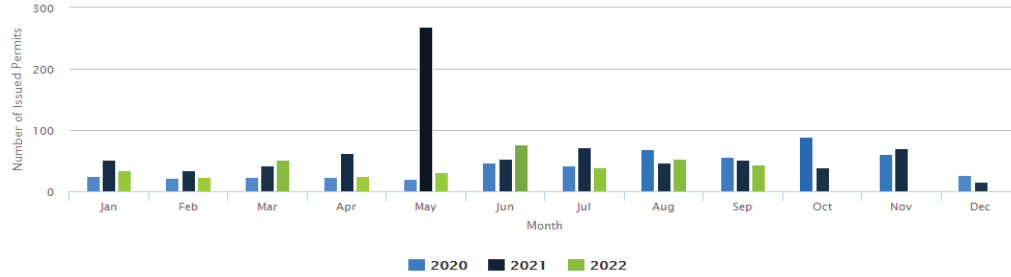
Town of Georgina - Building Report
 Construction Value of Issued Permits by Month



Date	Jan	Feb	Mar	Apr	May	Jun	Jul	Aug	Sep	Oct	Nov	Dec	Total
2020	\$2,505,155.00	\$2,832,626.00	\$3,715,622.00	\$2,402,760.00	\$2,876,000.00	\$8,167,980.00	\$5,159,798.00	\$13,257,030.00	\$13,461,830.00	\$19,540,295.00	\$17,944,342.27	\$1,883,000.00	\$93,746,438.27
2021	\$14,836,937.34	\$8,198,865.22	\$10,311,315.89	\$21,684,596.98	\$103,482,608.28	\$15,868,642.18	\$18,024,798.45	\$10,178,476.10	\$14,005,940.00	\$15,749,000.00	\$22,522,800.00	\$4,633,100.00	\$259,497,080.44
2022	\$7,176,000.00	\$3,425,300.00	\$7,982,047.78	\$5,275,300.00	\$5,077,000.00	\$19,332,710.00	\$5,422,536.00	\$9,443,500.00	\$5,776,662.53	\$0.00	\$0.00	\$0.00	\$68,911,056.31

Town of Georgina Monthly Report

Volume of Issued Permits by Month



Type of Building	2020 - Jan	2020 - Feb	2020 - Mar	2020 - Apr	2020 - May	2020 - Jun	2020 - Jul	2020 - Aug	2020 - Sep	2020 - Oct	2020 - Nov	2020 - Dec	2021 - Jan	2021 - Feb	2021 - Mar	2021 - Apr	2021 - May	2021 - Jun	2021 - Jul	2021 - Aug	2021 - Sep	2021 - Oct	2021 - Nov	2021 - Dec	2022 - Jan	2022 - Feb	2022 - Mar	2022 - Apr	2022 - May	2022 - Jun	2022 - Jul	2022 - Aug	2022 - Sep
ASSEMBLY OCCUPANCY - ALTERATION	0	0	0	0	0	0	0	0	1	0	0	0	0	1	2	0	3	1	0	0	0	0	1	1	1	0	0	1	0	1	0	0	0
ASSEMBLY OCCUPANCY - NEW & ADDITION	0	0	0	0	0	0	0	1	0	1	0	0	0	0	0	0	0	0	0	0	0	1	0	0	0	0	0	0	0	0	0	1	0
CHANGE OF USE	1	0	0	0	0	0	0	0	0	0	0	0	0	0	0	0	0	0	0	0	0	0	0	0	0	0	0	0	0	0	0	0	0
COMMERCIAL OCCUPANCY - ALTERATION	1	0	0	0	1	1	3	1	0	0	2	1	1	0	2	3	2	0	2	0	2	2	2	1	0	2	1	1	2	5	1	4	0
COMMERCIAL OCCUPANCY - NEW & ADDITION	0	1	0	0	0	0	1	0	0	0	0	1	0	0	0	0	0	0	1	1	0	0	0	0	0	0	1	1	0	0	0	1	1
DESIGNATED STRUCTURE	0	0	0	0	0	0	0	0	0	0	1	0	0	0	0	0	0	0	0	0	0	0	0	0	0	0	0	0	0	0	0	0	0
FARM BUILDING	0	0	1	0	0	1	0	0	0	0	0	1	0	0	0	0	0	1	0	1	0	0	0	1	0	0	2	0	0	0	0	0	1
HOUSE - ACCESSORY BUILDING	2	2	1	3	0	0	4	4	6	9	4	1	2	0	6	3	3	5	12	6	2	4	5	0	3	4	9	3	8	5	3	4	4
HOUSE - ALTERATIONS	3	8	6	6	4	2	3	4	6	12	6	12	11	5	5	10	11	3	10	8	5	8	6	1	4	6	13	5	8	10	8	10	8
HOUSE - DECK	5	0	1	3	4	9	10	18	6	8	1	7	9	4	3	4	7	3	3	6	6	2	4	1	0	0	3	2	2	6	9	6	8
HOUSE - NEW & ADDITIONS	9	8	10	9	6	29	20	38	32	55	39	1	27	20	20	41	232	34	31	20	31	16	47	9	22	6	18	8	8	41	15	16	11
HVAC	0	0	0	0	0	0	0	0	0	0	0	0	0	0	0	0	0	0	0	0	0	0	1	0	0	0	0	0	0	0	0	0	0
INDUSTRIAL OCCUPANCY - ALTERATION	0	0	0	0	0	0	0	0	1	0	0	0	0	0	0	0	0	0	0	0	0	0	0	0	0	0	0	0	0	0	0	0	0
INDUSTRIAL OCCUPANCY - NEW & ADDITION	0	0	0	0	1	0	0	0	0	0	0	1	0	0	0	0	0	1	0	0	0	0	0	0	0	0	1	0	0	0	0	0	0
INSTITUTIONAL/GOV'T - ALTERATION	0	0	1	0	0	0	0	0	0	0	0	0	0	0	0	0	1	0	0	0	0	0	1	0	0	0	0	0	0	0	0	0	0
INSTITUTIONAL/GOV'T - NEW & ADDITION	0	0	0	0	0	0	0	0	0	0	0	0	0	0	0	0	0	0	1	0	0	0	0	0	0	0	0	0	0	0	0	0	0
MULTI RESIDENTIAL - ALTERATIONS	1	0	0	0	0	0	0	0	0	0	0	0	0	0	0	0	0	0	0	0	0	0	0	0	0	0	0	0	0	0	0	0	0
MULTI RESIDENTIAL - NEW & ADDITIONS	0	0	0	0	0	0	0	0	0	0	0	0	0	0	0	0	0	0	0	0	0	1	0	0	0	0	0	0	0	0	0	0	0
PLUMBING	1	0	1	0	0	0	0	0	0	0	3	0	0	0	0	0	0	0	1	0	1	0	0	0	2	3	0	0	0	1	0	1	0
SEPTIC SYSTEM	2	3	2	3	5	5	1	2	3	3	5	1	2	4	4	2	10	5	11	5	5	5	4	1	2	2	3	3	3	4	3	8	4
SIGN / ATTACHMENT	0	0	0	0	0	0	0	0	0	1	0	0	0	0	0	0	0	0	0	0	0	0	0	0	0	0	1	0	1	0	1	0	3
TEMPORARY BUILDING	0	0	0	0	0	0	0	1	0	0	0	0	0	0	0	0	0	0	0	0	0	0	0	0	0	0	0	0	2	0	1	3	3
TOTAL	25	22	23	24	21	47	42	68	56	89	61	26	52	34	42	63	269	53	72	47	52	39	71	15	34	23	51	25	31	76	39	53	43

Town of Georgina

Monthly Repo September, 2022

COMMERCIAL OCCUPANCY - NEW & ADDITION

Permit Number	Issue Date	Roll Number	Location	Project Purpose	Project Value	Total
210135	September 19, 2022	08155800.0000	112 GREW BLVD	210135.01 Revision to Structure and Elevations to increase height 210135 COMMERCIAL SHELL (W/ TENANT DEMISING WALL) issued 03/09/2021	\$220,000.00	\$6,858.00

DEMOLITION

Permit Number	Issue Date	Roll Number	Location	Project Purpose	Project Value	Total
220957	September 8, 2022	12337100.0000	901 LAKE DR N	DEMO ACCESSORY BUILDING	\$5,000.00	\$159.00
220958	September 8, 2022	13101300.0000	1501 METRO RD N	DEMOLISH EXISTING RESIDENCE	\$0.00	\$264.00
221014	September 8, 2022	13947787.0000	4926 BASELINE ROAD	DEMOLISH SFD	\$5,000.00	\$264.00
221015	September 8, 2022	05352500.0000	349 PEPPERLAW RD	DEMOLITION OF SINGLE CAR GARAGE	\$3,000.00	\$159.00
221001	September 12, 2022	05075000.0000	185 FORESTRY DR	DEMO DETACHED GARAGE	\$6,000.00	\$159.00

FARM BUILDING

Permit Number	Issue Date	Roll Number	Location	Project Purpose	Project Value	Total
220380	September 15, 2022	11919000.0000	25413 MCCOWAN RD	ADDITION TO EXISTING FARM BUILDING	\$50,000.00	\$1,749.02

HOUSE - ACCESSORY BUILDING

Permit Number	Issue Date	Roll Number	Location	Project Purpose	Project Value	Total
220403	September 6, 2022	13763900.0000	601 LAKE DR E	DETACHED GARAGE	\$100,000.00	\$863.62
201016	September 8, 2022	12046300.0000	411 BOUCHIER ST	GARAGE-STORAGE/WORK SHOP ON GROUND FLR EXERCISE ROOM & STORAGE SPACE ABOVE HVAC & STRUCT ATTACHED TO 201013 **completed set of drawings submitted to conform to NOD on Mar. 09. 2022**	\$300,000.00	\$483.00
220327	September 13, 2022	13227700.0000	1538 METRO RD N	DETACHED GARAGE (PERSONAL)	\$5,000.00	\$168.00
220908	September 16, 2022	05350500.0000	339 PEPPERLAW RD	DETACHED GARAGE	\$45,000.00	\$573.04

HOUSE - ALTERATIONS

Permit Number	Issue Date	Roll Number	Location	Project Purpose	Project Value	Total
220857	September 6, 2022	14293508.0000	17 BRECKEN DR	LEGALIZE ACCESSORY APARTMENT IN BASEMENT	\$0.00	\$1,030.00
220876	September 7, 2022	14295410.0000	87 JOE DALES DR	BASEMENT ACCESSORY APARTMENT WALK UP	\$25,000.00	\$1,135.06
220497	September 12, 2022	08260600.0000	21 PINERY LANE	DEMO & REBUILD ROOF AND EXTERIOR WALLS DEMO & REBUILD 2ND FLOOR COVERED PORCH DEMO & REBUILD DECK	\$80,000.00	\$1,264.00
220566	September 14, 2022	14098200.0000	334 ANNSHIELA DR	INTERIOR RENOVATIONS TO MAIN FLOOR AND BASEMENT NEW DECK	\$100,000.00	\$1,902.52
220956	September 14, 2022	13418700.0000	810 MONTELL AVE	REMOVE LOAD BEARING WALL ADD BEAM MODIFY SECOND FLOOR BATHROOM INTERIOR RENOVATION FIRST AND SECOND FLOOR *REVISION TO INTERIOR STRUCTURE*	\$50,000.00	\$1,374.02
220998	September 21, 2022	13527200.0000	52 FRANKLIN BEACH RD	INTERIOR RENOVATION REMOVE WALLS ADD BEDROOM ON 2ND FLOOR	\$50,000.00	\$665.38
220917	September 22, 2022	04381200.0000	82 MCRAE BEACH S	REPAIR FIRE DAMAGE TO EXISTING SFD AND REPLACE DECK AS REQUIRED	\$100,000.00	\$590.50
211842	September 26, 2022	04446100.0000	602 DUCLOS POINT RD	construct new foundation under existing boathouse	\$22,000.00	\$521.50

HOUSE - DECK

Permit Number	Issue Date	Roll Number	Location	Project Purpose	Project Value	Total
220412	September 6, 2022	13539900.0000	1908 METRO RD N	NEW DECK ON EXISTING HOUSE	\$5,000.00	\$168.00
220703	September 8, 2022	09271525.0000	8 PIETROWSKI DR	NEW SECOND STOREY DECK	\$25,000.00	\$168.00
221011	September 12, 2022	14291062.0000	102 KINGKNOLL CRES	REAR YARD DECK	\$20,000.00	\$336.00
221012	September 12, 2022	14291063.0000	100 KINGKNOLL CRES	REAR YARD DECK	\$20,000.00	\$336.00
220864	September 16, 2022	08066300.0000	21065 DALTON RD	ADD SLIDING GLASS DOOR NEW REAR YARD DECK	\$12,000.00	\$327.00
220923	September 20, 2022	07154604.0000	8 GEORGINA ST	NEW REAR DECK	\$1,500.00	\$168.00
220558	September 21, 2022	14381100.0000	252 PINE BEACH DR	REAR YARD DECK	\$4,500.00	\$168.00
220867	September 22, 2022	13504700.0000	15 RUSHTON RD	REAR YARD DECK	\$5,000.00	\$168.00

HOUSE - NEW & ADDITIONS

Permit Number	Issue Date	Roll Number	Location	Project Purpose	Project Value	Total
220230	September 6, 2022	06337100.0000	77 IRVING DR	NEW SFD UNFINISHED BASEMENT	\$600,000.00	\$5,404.62
220423	September 6, 2022	09501272.0000	7 FONTAINE DR	3 SEASON ROOM ADDITION	\$70,000.00	\$574.60
220532	September 6, 2022	12686200.0000	27109 WOODBINE AVE	2 STOREY, 2 BEDROOM 1.5 BATHROOM ADDITION CONTAINING AN ACCESSORY APARTMENT	\$200,000.00	\$2,035.45
201013	September 8, 2022	12046300.0000	411 BOUCHIER ST	NEW CARRIAGE HOUSE **completed set of drawings submitted to conform to NOD on Mar. 09, 2022**	\$395,000.00	\$2,881.74
220520	September 9, 2022	09690200.0000	294 ELMTREE LANE	CONSTRUCTION OF NEW SINGLE STOREY SFD	\$800,000.00	\$4,088.11
220967	September 19, 2022	07152200.0000	24 MARKET ST	NEW TWO STORY SINGLE FAMILY DWELLING BACK DECK, FINISHED BASEMENT	\$500,000.00	\$7,293.22
220161	September 20, 2022	09158800.0000	31 METROPOLITAN CRES	ADD 2ND FLOOR AND 2 STOREY ADDITION TO THE SIDE OF EXISTING DWELLING (DEMO SHED<10M2)	\$280,000.00	\$3,743.04
220878	September 20, 2022	04416100.0000	60 BLUE HERON DR	NEW SFD	\$300,000.00	\$5,013.23
220922	September 20, 2022	14575200.0000	446 LAKE DR S	2 STOREY ADDITION W/ DECK AND PORCH	\$200,000.00	\$1,746.46
220965	September 20, 2022	01041500.0000	6288 RAVENSHOE RD	NEW SINGLE UNIT SINGLE DETACHED DWELLING	\$450,000.00	\$2,974.40
221000	September 26, 2022	05170100.0000	9598 OLD HOMESTEAD RD	NEW SINGLE FAMILY DWELLING, NO BASEMENT/CRAWLSPACE	\$500,000.00	\$8,787.00

POOL ENCLOSURE

Permit Number	Issue Date	Roll Number	Location	Project Purpose	Project Value	Total
221013	September 1, 2022	09351100.0000	276 NIDA DR	IN GROUND POOL ENCLOSURE	\$75,000.00	\$150.00
220431	September 12, 2022	12808300.0000	77 LAKE DR E	IN GROUND SWIMMING POOL	\$60,000.00	\$150.00
221031	September 16, 2022	09980430.0000	117 THE QUEENSWAY N	ABOVE GROUND POOL	\$2,000.00	\$100.00

SEPTIC SYSTEM

Permit Number	Issue Date	Roll Number	Location	Project Purpose	Project Value	Total
220994	September 1, 2022	05415500.0000	26 JAMES ST	REPLACEMENT OF FAILING SEPTIC	\$0.00	\$576.00
220880	September 16, 2022	04416100.0000	60 BLUE HERON DR	NEW SEPTIC SYSTEM	\$20,000.00	\$1,383.00
220966	September 20, 2022	01041500.0000	6288 RAVENSHOE RD	NEW CLASS 4 SEPTIC SYSTEM	\$0.00	\$1,383.00
221003	September 27, 2022	05170100.0000	9598 OLD HOMESTEAD RD	NEW CLASS 4 SEPTIC FOR SFD	\$25,000.00	\$1,383.00

SIGN / ATTACHMENT

Permit Number	Issue Date	Roll Number	Location	Project Purpose	Project Value	Total
220901	September 5, 2022	13778220.0000	1614 METRO RD	METAL FRAME TO EXTERIOR OF BARN, FLEXIBLE AWNING OPEN/CLOSABLE	\$55,000.00	\$264.00
220884	September 7, 2022	08323400.0000	4 HUTNER LANE	NEW ROOFTOP SOLAR PANEL	\$72,662.53	\$159.00
220996	September 15, 2022	09346300.0000	261 NIDA DR	SOLAR PANELS	\$24,000.00	\$159.00

TEMPORARY BUILDING

Permit Number	Issue Date	Roll Number	Location	Project Purpose	Project Value	Total
---------------	------------	-------------	----------	-----------------	---------------	-------

221023	September 6, 2022	12365400.0000	879 LAKE DR N	INSTALATION OF 3 TEMPORARY TENTS FOR A WEDDING 50 X 90 20 X 20 20 X 75	\$40,000.00	\$449.00
221036	September 15, 2022	03497400.0000	55 HEDGE RD	TEMPORARY STAGE FOR COUNTRY MUSIC FEST	\$0.00	\$396.00
221175	September 29, 2022	03497400.0000	55 HEDGE RD	TEMPORARY TENT 50 X 70 FEET	\$5,000.00	\$578.00