Table of Contents

Message from the Mayor	3
Message from the CAO	3
About the Town of Georgina	4-5
Vision and mission	6
Strategic plan	7
Continuous Improvement	8
Building Georgina	9
2020 Budget - Overview, operating and capital budgets, property tax levy	10-11
Municipal Services	12
Summary of capital projects	14-16
Summary of carry-forward projects	17-18
Summary of cancelled projects	19
Ten-year capital plan	20
Operating budget summary	21
Summary of operating initiatives	22
Staff complement summary	23

GENERAL STORE
DRY GOODS & PROVISIONS
JOSEPH VANDEBERG PROP. BALDWIN

This is an exciting time for the Town of Georgina. Our community continues to grow and change, and we have a number of major projects that will contribute to our future. A great deal of hard work has gone into the 2020 Budget to ensure we are focusing our resources to continue to build a strong community. It outlines our commitment to improving the quality of life for all residents while also building a stable fiscal foundation and maximizing efficiencies. Georgina's continued growth means new challenges and new opportunities. This budget recognizes that and by using long-range planning and putting processes in place now to improve our productivity and efficiency, we will create a better future for everyone.

Margaret Quirk, Mayor

The 2020 Budget reflects strong financial leadership and includes a range of projects that will continue to enhance the quality of life for our residents. I am extremely proud of the responsible and realistic plan that strikes a balance between the services people need while ensuring our programs, facilities and infrastructure continue to evolve. The Town of Georgina has many projects underway and they can only be achieved through responsible fiscal management. With our dedicated team and focused approach, we will continue to build on our successes. We will also work to identify opportunities to use technology, review and improve processes, and find ways to improve our ability to provide excellent service to our residents and businesses.

David Reddon, CAO

Located on the southern shores of Lake Simcoe, the Town of Georgina offers year-round fun. From fishing and boating to beaches and parks, the Town is great for families taking day trips, a weekend getaway or vacation. Located one-hour north of Toronto, Georgina is the perfect place to escape the city, and experience the beauty and charm of a thriving community on the lake.

The Township of Georgina was named and declared open for settlement on Aug. 28, 1818. North Gwillimbury Township and the Village of Sutton were amalgamated with Georgina Township in 1971. Georgina was granted Town status in 1986.

About the Town of Georgina

Physical features

- Georgina is the northernmost municipality in York Region.
- At 288 square kilometres, it is one of the largest municipalities in the region.
- Georgina consists of three urban centres – Keswick, Sutton/Jackson's Point and Pefferlaw – and six hamlets – Virginia, Udora, Baldwin, Belhaven, Brownhill and Ravenshoe.
- Georgina is bordered by Lake Simcoe to the north, Township of Brock to the east, Cook's Bay and the Town of Bradford-West Gwillimbury to the west, and the Town of East Gwillimbury and the Township of Uxbridge to the south.
- Georgina is part of a two-tier municipality. The upper-tier – York Region – delivers select services for its nine local municipalities – Aurora, East Gwillimbury, Georgina, King, Markham, Newmarket, Richmond Hill, Whitchurch-Stouffville and Vaughan.

Economy

- The Town has designated 550 acres on the east side of Woodbine Avenue at the Highway 404 extension for the development of a business park.
- Georgina is dedicated to facilitating local economic growth and prosperity, and to ensuring that the infrastructure and development policies are in place to provide for a healthy community, which meets the social, economic and cultural needs of the residents and business owners.
- Georgina is home to 800 businesses.

Population and demographics

- Population of 45,418 [Census 2016] – a 4.4 per cent increase from 2011
- Georgina residents speak more than 80 different languages [Census 2016]

Attractions

- The ROC, York Region's Adventure Headquarters
- Georgina Pioneer Village and Archives
- Stephen Leacock Theatre

Our Vision

To be a progressive and vibrant growing community on the south shore of Lake Simcoe, with a balance of rural and urban character.

Our Mission

To promote a high quality of life for our residents through exceptional service, community engagement and a framework which supports a thriving economy.

Strategic about the Town's future

The Town of Georgina is working to create a high quality of life for all residents. To support this, the Town created the Service Excellence Framework in 2019. It helps demonstrate the relationship between all of the Town's strategic work, financial planning and service delivery. Understanding this alignment ensures the Town is always striving to achieve its vision. A significant piece of this framework is the Town's Corporate Strategic Plan.

This past year, Council endorsed the Town's 2019-2023 Strategic Plan. The plan maps out 39 specific actions within four priority areas:

- Grow our economy
- Promote a high quality of life
- Engage our community and build partnerships
- Deliver exceptional service

The Town uses the strategic plan to ensure that departmental business plans and annual budgets are aligned with the priorities identified by Council for the community.

Through the plan, and the larger service excellence framework, Georgina is working hard to build its competitiveness, ensure its communities remain healthy, actively engage our partners and provide great service.

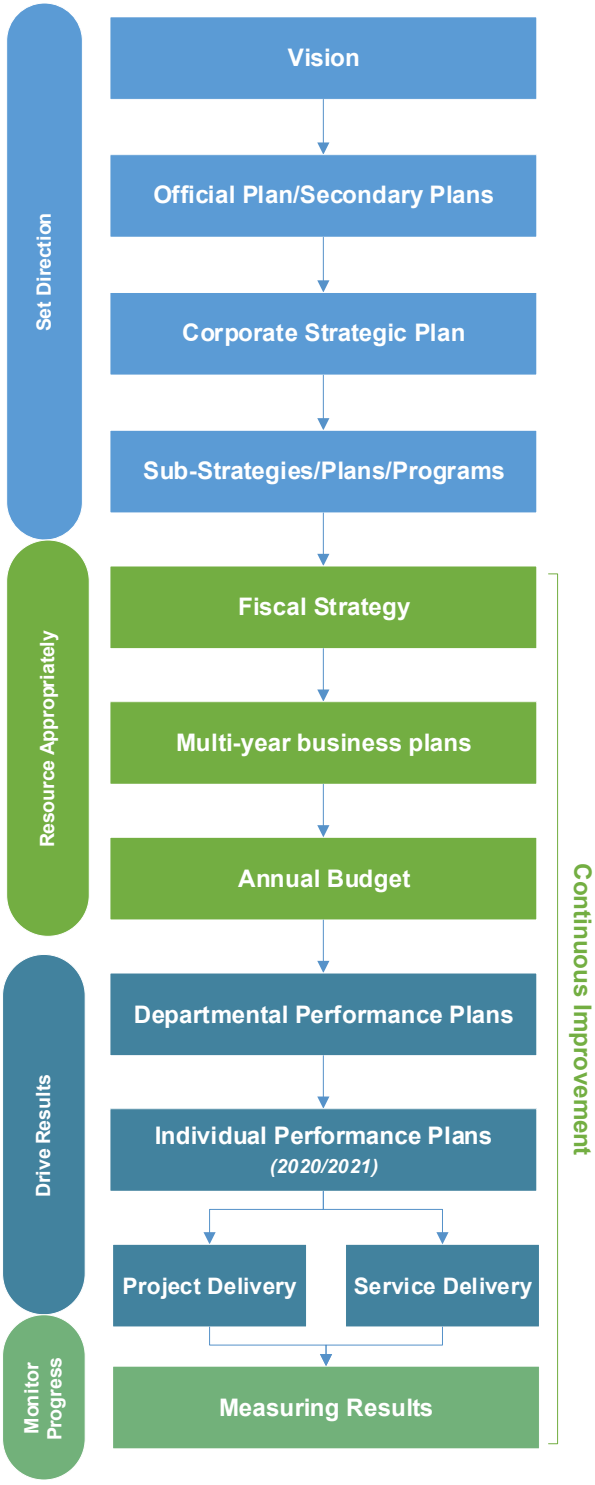

In 2019, staff presented a final update on the Town's service delivery review. Starting in 2017, it was aimed at improving the citizen experience and enhancing value for service. To date, more than 80 per cent of initiatives within the plan are complete.

A significant accomplishment within the service delivery review is the Information Technology (IT) Strategic Plan. Approved in January 2019, it is a five-year road map for implementing IT infrastructure that will improve operational efficiency and service delivery. Deliverables within the plan include a website update, implementation of customer relationship management and development tracking tools, as well as increased use of project management methodology to ensure projects are delivered on time, and on budget.

Moving into 2020, the service delivery review will transition into a comprehensive continuous improvement program. This new program will ensure continuous improvement is embedded in our annual operations to support the delivery of exceptional service and value to our residents.



Building GEORGINA

Building Georgina was launched to keep residents and businesses informed about the Town's major projects, which includes the new Multi-use Recreation Complex (MURC) and replacement Civic Centre. Throughout 2019, a number of public engagement opportunities were held to give residents a chance to provide feedback, including surveys and public input sessions.

The Town also released a Building Georgina video, highlighting community involvement. It includes comments from the architects, Mayor Margaret Quirk and residents. The video shows how excitement is building in the community, and how these projects will improve quality of life and draw more people to Georgina from surrounding areas.

The MURC will become an important asset for the Town with amenities that could include a full gymnasium, lap and leisure pool, seniors and youth space, library branch, and park playfields. Georgina's replacement Civic Centre will be a fully accessible and efficient building. In 2019, Council approved the recommended location of the new building on the current Civic Centre site. Council also approved complete demolition of the existing Civic Centre after the replacement Civic Centre is built.

Building Georgina also includes the new Sutton Community Park, West Park redevelopment, the new Pefferlaw Fire Hall and the Link, phase 2 and 3.

2020 Budget

There is something special happening in the Town of Georgina. Exciting new projects and opportunities are pushing the community to new heights.

With a focus on the future, the Town is committed to building strong and healthy communities, and ensuring that everyone benefits from a high quality of life.

Budget overview

The 2020 Budget was developed with a commitment to investing in the Town's future while providing the most value to citizens. There is a clear focus on improving service delivery, managing growth, and delivering services more effectively and efficiently.

The goal – to provide a balance between investing in the community and maintaining financial sustainability while minimizing the impact of tax increases on Georgina's residents and businesses – is at the heart of 2020 Budget decision making.

Operating and Capital Budgets

A capital budget is a budget allocating money for the acquisition or studies related to the maintenance of assets such as land, buildings, and equipment. An operating budget shows the Town's annual expenses, estimated revenues, and reserve contributions.

The Town of Georgina's 2020 Operating Budget, including contributions to reserves of $10.4 million, is $77.5 million. The 2020 Capital Budget is $68.6 million, which includes $24.2 million of carry-forward capital projects.

Property tax levy

The proposed tax levy for Georgina is $45.3 million, which results in an increase of 2.94 per cent for operating, with an additional one per cent for capital reserves, for a total increase of 3.94 per cent.

How Your Tax Dollar is Spent

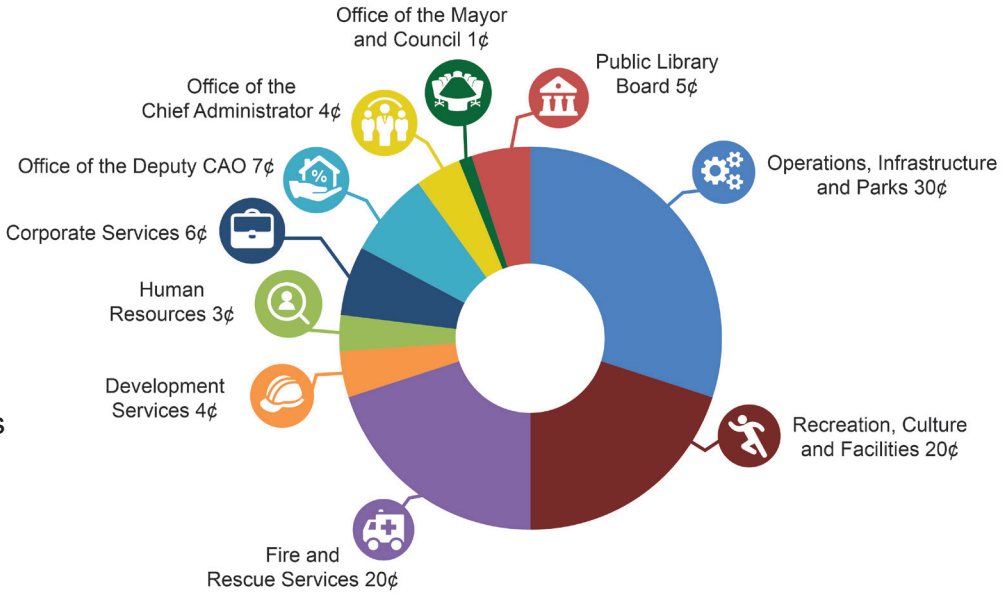

Water and wastewater rates

The Town of Georgina is responsible for the local distribution of water and collection of wastewater. York Region is responsible for the supply of water, and the treatment and disposal of wastewater. Georgina's water and wastewater budget includes its own costs, as well as those

water and wastewater costs billed by the Region. The local water and wastewater rates have been established based on the anticipated water consumption and related wastewater discharge for 2020.

Where Your Water and Wastewater Dollars are Spent

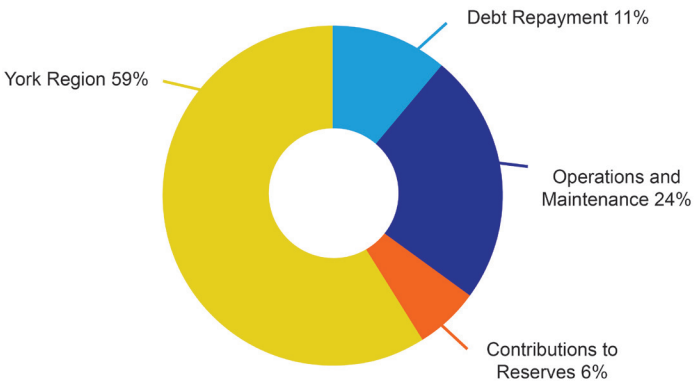

Where your tax dollars go

While the Town of Georgina collects all property taxes, funds are distributed to other levels of government as well. Property taxes are divided between the Town of Georgina, York Region and the Ministry of Education. Here is a breakdown of how the funds are divided:

Where Your Residential Tax Dollars Go

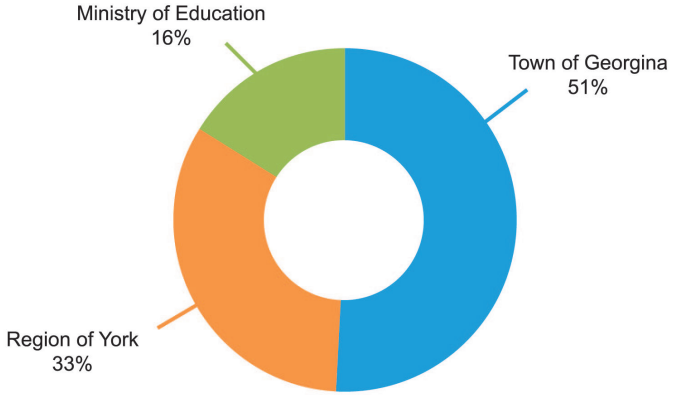

Looking to the future

The Town of Georgina's 2020 budget is a reflection of the strong commitment to continue to meet the needs of the growing community and build upon the strong fiscal foundation that has been established.

Georgina's changing environment will continue to present many budgetary and financial challenges related to proposed growth and long-term financial sustainability. The Town is facing these challenges by updating several long-term financial strategies. The Town will begin to update its development charge study, water and wastewater financial plan and rate study, building fee study, and complete a new growth-related community benefit charge study. These new and updated policies and studies will ensure Georgina has the tools in place to address the financial pressures related to proposed growth and long-term financial sustainability.

Sustainable economic growth is one of the priorities in our strategic plan and is at the forefront of all decisions of staff and Council. Through this budget cycle and onward, staff will work diligently with other levels of government, Council and the community towards the vision for Georgina as a progressive and vibrant growing community.

Municipal Services

The Town of Georgina provides services including:

- Local roads
- Sidewalks
- Snow removal local roads and sidewalks
- Curbside waste pick-up
- By-law enforcement
- Animal services
- Licensing and permits
- Fire and rescue services
- Parks
- Community centres
- Libraries
- Crossing guards
- Water transmission and distribution
- Wastewater collection and transmission
- Stormwater management
- Tree and plant maintenance along local roads

York Region provides services including:

- Regional roads
- Snow removal on regional roads
- Public transit
- Processing of recycling and compostable
- Landfill disposal
- Police services
- Paramedic services
- Social services and social housing
- Public health services
- Water transmission, treatment and storage
- Wastewater transmission and treatment
- Tree maintenance along regional roads

LADY DEE II
Sun Chaser
EVINRUDE
86E15271
36E 51785
GAYLINER
HUNTER

GEORGINA

2020 Budget - Summary of Capital Projects

Pg.		Capital Investment	Gross Costs to Complete	Discretionary Reserve	Federal Gas Tax	Federal / Provincial Grants	DC / CBC	Cash-in-Lieu of Parkland	Other Revenue	Long Term Debt (Tax / DC / CBC)
	Operations & Infrastructure		$	$	$	$	$	$	$	$
216	20-OI-1	Asset Management Plan Needs Assessment and Development	150,000	150,000						
222	20-OI-2	2020 Roads Maintenance Plan (Approved in 2019)	1,856,600	1,856,600						
226	20-OI-3	2020 Roads Reconstruction Plan (Approved in 2019)	1,261,000	46,200	1,214,800					
230	20-OI-4	Bridge OSIM Inspections	24,000	24,000						
233	20-OI-5	Bridge Rehabilitations and Replacements	2,365,100		2,365,100					
238	20-OI-6	Roads Fleet and Equipment Replacement Program	320,000	320,000						
242	20-OI-7	Roads Division New Fleet and Equipment - Culvert Steamer	45,000	45,000						
		Roads Division New Fleet and Equipment - 1-Ton Truck	100,000	100,000						
245	20-OI-8	Parks Division Fleet and Equipment Replacement Program	335,000	335,000						
250	20-OI-9	Major Ditch Reconstruction	300,000	300,000						
253	20-OI-10	Weed and Invasive Species Control System	70,000	70,000						
256	20-OI-11	Playground Replacement and Enhancements (AODA)	360,000	360,000						
259	20-OI-12	Pioneer Cemetery Needs Assessment	50,000	50,000						
262	20-OI-13	Keswick Cemetery Master Plan	80,000	80,000						
265	20-OI-14	ROC Trails Expansion	20,000					20,000		
268	20-OI-15	Roadside Safety Audit and Program Development and Implementatior	75,000	75,000						
271	20-OI-16	Roads Equipment - Dash Cameras for Plow Trucks	15,000	15,000						
274	20-OI-17	Stormwater Management Facility (Ponds) Maintenance Program	25,000	25,000						
277	20-OI-18	Sutton Community Park Construction ($1,400,000 Approved 2019)	831,450							831,450
280	20-OI-19	Flexible Traffic Bollards in Safety Zones	10,000	10,000						
283	20-OI-20	ROC Wildflower Planting Program	20,000	20,000						
	20-OI-21*	Purchase and Installation of Five Receptacles	12,500	12,500						
	20-OI-22*	Removable Floating Finger Dock(s) at Mill Pond Park	5,000	5,000						
	20-OI-23*	Security Measures at Jackson's Point Harbour	5,000	5,000						
	20-OI-24*	Lifesaver Installations at Stormwater Management Ponds	10,000	10,000						
	20-OI-25*	Trails Lighting	30,000	30,000						
			8,375,650	**3,944,300**	**3,579,900**	**-**	**-**	**20,000**	**-**	**831,450**
	Recreation & Culture									
286	20-RC-1	BCA Program - Georgina Ice Palace Partial Roof Replacement	800,000	800,000						
		BCA Program - Park Washroom Building Roof Replacement	50,000	50,000						
		BCA Program - Garage Floor Repair, Keswick Fire Hall	35,000	35,000						
		BCA Program - Georgina Ice Palace Drain Repairs	55,000	55,000						
		BCA Program - Georgina Ice Palace Condenser Replacement	220,000	220,000						
		BCA Program - Belhaven Roads Yard Concrete Repairs	20,000	20,000						
		BCA Program - Sutton Library Carpet Replacement	120,000	120,000						
		BCA Program - Georgina Ice Palace RTU Replacement	90,000	90,000						
		BCA Program - Kin Hall Fixed Ladder (South Side)	25,000	25,000						
		BCA Program - Pefferlaw Lions Hall Washroom Counters	6,000	6,000						
290	20-RC-2	Georgina Pioneer Village (GPV) Roofing Items	60,000	60,000						
292	20-RC-3	GPV Schoolhouse ($215,000 previously approved)	70,000	70,000						
295	20-RC-4	GPV Drainage Survey	10,000	10,000						

Pg.		Capital Investment	Gross Costs to Complete	Discretionary Reserve	Federal Gas Tax	Federal / Provincial Grants	DC / CBC	Cash-in-Lieu of Parkland	Other Revenue	Long Term Debt (Tax / DC / CBC)
297	20-RC-5	Stephen Leacock Theatre (SLT) Railing Installation	30,000	30,000						
300	20-RC-6	ROC Utility Terrain Vehicle (UTV) - Snowmobile Replacement	44,000	44,000						
303	20-RC-7	Project Management and Construction Coordination Services	200,000	200,000						
	20-RC-8*	Pefferlaw Recreational Needs Study	10,000	10,000						
	19-FAC-2	Multi-Use Recreation Centre - Cash flow for 2020 - Approved 2019	18,458,000							18,458,000
	19-FAC-3	New Civic Centre - Cash flow for 2020 - Approved 2019	12,311,000							12,311,000
			32,614,000	**1,845,000**	**-**	**-**	**-**	**-**	**-**	**30,769,000**
	Fire & Rescue Services									
306	20-FS-1	Station 1-4 Facility Signage	17,000	17,000						
310	20-FS-2	Outdoor Emergency Station Phone	10,200	10,200						
312	20-FS-3	Replacement of Rescue/Pumper Apparatus	820,000	820,000						
314	20-FS-4	Replacement of Bunker Gear/PPE (Two Year Approval)	52,000	52,000						
317	20-FS-5	Purchase of Portable Radios and Pagers	17,100	17,100						
320	20-FS-6	Purchase of Fire Suppression Equipment	27,100	27,100						
			943,400	**943,400**	**-**	**-**	**-**	**-**	**-**	**-**
	Development Services									
323	20-DS-1	Building Fee Review (Preapproval Requested)	20,000	20,000						
326	20-DS-2	Fleet Replacement (Building Division)	60,000	60,000						
329	20-DS-3	Fleet Replacement (Engineering Division)	30,000	30,000						
			110,000	**110,000**	**-**	**-**	**-**	**-**	**-**	**-**
	Corporate Services									
332	20-CS-1	Community Benefit Charge and Development Charge Background Stu	135,000	13,500			121,500			
335	20-CS-2	Annual Information and Communications Technology (ICT) Cycling	465,000	465,000						
339	20-CS-3	Enterprise Content Management (ECM) Acquisition and Implementatic	283,000			283,000				
342	20-CS-4	Water Financial Plan and Rate Study	40,000	40,000						
			923,000	**518,500**	**-**	**283,000**	**121,500**	**-**	**-**	**-**
	Office of the Chief Administrative Officer									
345	20-CAO-1	Broadband Strategy	75,000	75,000						
			75,000	**75,000**	**-**	**-**	**-**	**-**	**-**	**-**
	Library									
348	20-LIB-1	Capital Requests	41,800	41,800						
			41,800	**41,800**	**-**	**-**	**-**	**-**	**-**	**-**
	Capital Projects in Process		21,595,190	4,886,900	2,536,200	1,999,800	472,500	305,300	491,270	10,903,220
	TOTAL CAPITAL INVESTMENT		**64,678,040**	**12,364,900**	**6,116,100**	**2,282,800**	**594,000**	**325,300**	**491,270**	**42,503,670**
	Water and Wastewater (Operations & Infrastructure)									
352	20-WAT-1	Water Meter Change Out (Year 3)	100,000	100,000						
355	20-WAT-2	Water Booster Station Valve Replacements	80,000	80,000						
358	20-WAT-3	Water Booster Station Auto-Dialer System	6,500	6,500						
361	20-WAT-4	Water System Mainline Valves, Fire Hydrants and Secondary Valves	75,000	75,000						

Pg.		Capital Investment	Gross Costs to Complete	Discretionary Reserve	Federal Gas Tax	Federal / Provincial Grants	DC / CBC	Cash-in-Lieu of Parkland	Other Revenue	Long Term Debt (Tax / DC / CBC)
364	20-WAT-5	Water Service Replacements	500,000	500,000						
367	20-WAT-6	Fairecrest-Sunnydale-Grew Watermain Replacement (Two Year Appr	200,000	200,000						
371	20-SEW-1	Wastewater Pumping Auto-Dialer System	117,000	117,000						
374	20-SEW-2	Sewer Service Repair and Replacements	200,000	200,000						
			1,278,500	**1,278,500**	**-**	**-**	**-**	**-**	**-**	**-**
	Capital Projects in Process		2,623,500	555,500						2,068,000
	TOTAL CAPITAL - WATER/ WASTEWATER		**3,902,000**	**1,834,000**	**-**	**-**	**-**		**-**	**2,068,000**
	TOTAL CAPITAL INVESTMENT - TOWN OF GEORGINA		**68,580,040**	**14,198,900**	**6,116,100**	**2,282,800**	**594,000**	**325,300**	**491,270**	**44,571,670**

* Added during Budget Deliberations. No business case

2020 Budget - Carry Forward Capital Projects

GEORGINA

	Carry Forward Capital Investment	Spent to Date	Approved Cost to Complete	Discretionary Reserve	Federal Gas Tax	Federal / Provincial Grants	DC / CBC	Cash-in-Lieu of Parkland	Other Revenue	Long Term Debt (Tax / DC / CBC)
			$	$	$	$	$	$	$	$
Operations & Infrastructure										
17-PRK-9	Streetscape Design Standards	31,700	68,300	68,300						
18-PRK-3 / 19-PRK-3	Sutton Community Park Construction	99,500	1,450,500							1,450,500
18-PRK-6	West Park Design	114,200	735,800							735,800
19-PRK-4	Holmes Point Washrooms	-	200,000	200,000						
19-PRK-6	Maskinonge Pedestrian Bridge	-	500,000		250,000			250,000		
19-PRK-7	ROC Pond Fountain	-	30,000	30,000						
19-PRK-8	Black River Fencing	-	20,000	20,000						
17-PWK-6 / 19-PWK-10	Bridge & Culvert >3 Meters-Rehabilitation	136,500	527,500		527,500					
18-PWK-8	East Sidewalk Dalton Road		85,000		85,000					
19-PWK-2	Standby Power Generators Design & Tender	-	50,000	50,000						
19-PWK-3	Roads Equipment-Utility Trailer Replacement	-	15,000	15,000						
	Roads Equipment-Traffic Control Devices	-	65,000	65,000						
	Roads Equipment - E1, Tractor Snow Blower Attachment	-	30,000	30,000						
	Roads Equipment - Edger & Water Tank	-	70,000	70,000						
19-PWK-4	Major Culvert Replacement Project	3,000	97,000		97,000					
19-PWK-5	Stormwater System Inventory	-	135,000	135,000						
19-PWK-7	GPS Survey Equipment	-	72,000	72,000						
19-PWK-9	Fuel Management System Evaluation	-	10,000	10,000						
19-PWK-11	Hedge Road Bank Stabilization	73,300	1,576,700		1,576,700					
19-PWK-13 / 19-PWK-14	2019 Roads Maintenance Plan and 2019 Roads Now Needs Plan	128,500	2,971,500	1,683,700		1,287,800				
19-PWK-15	Bicycle & Pedestrian Active Transportation Master Plan	-	85,000	42,500			42,500			
CAO-2019-0027	Mossington Wharf Rehabilitation	58,000	712,000			712,000				
19-REC-8	Waterfront Park Strategy Phase 1	-	125,000	125,000						
19-REC-9	Tree Preservation & Compensation Policy Update	-	30,000	30,000						
		644,700	9,661,300	2,646,500	2,536,200	1,999,800	42,500	250,000	-	2,186,300
Recreation and Culture										
17-LNK-2 / 18-LNK-1	Link Phase 2&3 Completion	160,500	2,958,490						438,670	2,519,820
17-REC-1 / 19-FAC-2	Multi-Use Recreation Complex (MURC)	434,800	1,985,200	1,565,200						420,000
18-ICE-1	Ice Palace Roof Restoration	20,400	209,600	209,600						
18-CAO-2 / 19-FAC-3	Civic Centre Replacement	244,400	2,465,600							2,465,600

2020 Budget - Carry Forward Capital Projects

	Carry Forward Capital Investment	Spent to Date	Approved Cost to Complete	Discretionary Reserve	Federal Gas Tax	Federal / Provincial Grants	DC / CBC	Cash-in-Lieu of Parkland	Other Revenue	Long Term Debt (Tax / DC / CBC)
18-ROC-1	Relocate ROC Diamond Fence	4,700	55,300					55,300		
19-REC-2	Pioneer Village Schoolhouse	17,600	197,400	197,400						
19-REC-1	Corporate Sponsorship Strategy	47,400	52,600						52,600	
19-REC-5	Link Parking Improvements	10,600	984,400							984,400
		940,400	8,908,590	1,972,200	-	-	-	55,300	491,270	6,389,820
Fire & Rescue Services										
17-FIR-8 / 18-FIR-10 / 19-FIR-2	Pefferlaw Fire Station (1-8)	2,148,900	2,327,100							2,327,100
		2,148,900	2,327,100	-	-	-	-	-	-	2,327,100
Development Services										
19-ECD-1	Wayfinding & Community Signage	8,700	31,300	31,300						
19-ENG-1	Sanitary Sewer Model/Masterplan	-	250,000				250,000			
19-PLN-1	Keswick Secondary Plan Review	3,700	196,300	16,300			180,000			
		12,400	477,600	47,600	-	-	430,000	-	-	-
Corporate Services										
15-ITS-5	Enterprise Resource Planning Software-Budget Module	603,500	146,500	146,500						
19-ITS-3	IT Service Continuity & Disaster Recovery Strategy	-	35,000	35,000						
		603,500	181,500	181,500	-	-	-	-	-	-
Library										
18-LIB-1	Sutton Library Service Desk	900	39,100	39,100						
		900	39,100	39,100	-	-	-	-	-	-
TOTAL CARRY FORWARD CAPITAL		**4,350,800**	**21,595,190**	**4,886,900**	**2,536,200**	**1,999,800**	**472,500**	**305,300**	**491,270**	**10,903,220**
Water and Wastewater (Operations & Infrastructure)										
18-WAT-1	BCA Improvements	-	10,000	10,000						
18-WAT-2 / 18-SEW-3	Vehicle W6-05	-	110,000	110,000						
18-WAT-4	Wexford Pumping Station Replacement	-	2,068,000							2,068,000
18-WAT-5	Church Street Service Replacement	13,800	136,200	136,200						
19-WAT-1	Water Metre Change out	60,700	39,300	39,300						
19-SEW-1	Wastewater Pumping Station Improvements	-	260,000	260,000						
TOTAL CARRY FORWARD: WATER/WASTEWATER		**74,500**	**2,623,500**	**555,500**	**-**	**-**	**-**	**-**	**-**	**2,068,000**
TOTAL CARRY FORWARD - TOWN OF GEORGINA		**4,425,300**	**24,218,690**	**5,442,400**	**2,536,200**	**1,999,800**	**472,500**	**305,300**	**491,270**	**12,971,220**

2020 Budget - Cancelled Capital Projects

	Cancelled Capital Projects	Spent to Date	Approved Cost to Complete	Capital Reserve	Federal Gas Tax	Federal / Provincial Grants	Develop. Charge	Cash-in-Lieu of Parkland	Other Revenue	Long Term Debt
		$	$	$	$	$	$	$	$	$
Recreation and Culture										
18-ROC-2	ROC Sports Lighting Field 4	6,400	193,600					193,600		
19-FAC-1	Sutton Arena Asphalt Pavement Replacement		280,000	280,000						
19-REC-7	Soofa Benches		40,000	40,000						
		6,400	513,600	320,000	-	-	-	193,600	-	-
TOTAL CANCELLED CAPITAL PROJECTS		**6,400**	**513,600**	**320,000**	**-**	**-**	**-**	**193,600**	**-**	**-**
Water and Wastewater (Operations & Infrastructure)										
18-SEW-2	BCA Improvements		120,000	120,000						
TOTAL CANCELLED CAPITAL: WATER/WASTEWATER		**-**	**120,000**	**120,000**	**-**	**-**	**-**	**-**	**-**	**-**
TOTAL CANCELLED CAPITAL - TOWN OF GEORGINA		**6,400**	**633,600**	**440,000**	**0**			**193,600**		

GEORGINA

10 Year Capital Plan
Summary

Department	2020	2021	2022	2023	2024	2025	2026	2027	2028	2029	Total
	$	$	$	$	$	$	$	$	$	$	$
Non-Growth Related Expenditures											
Operations & Infrastructure	15,670,000	13,520,000	13,122,000	5,310,000	7,542,000	8,845,000	8,519,000	9,506,000	9,457,000	10,290,000	101,781,000
Water & Wastewater	3,902,000	3,285,000	3,543,000	4,683,000	4,571,000	4,601,000	3,618,000	3,461,000	3,481,000	3,461,000	38,606,000
Recreation & Culture	21,079,390	12,929,000	2,483,000	2,117,000	1,784,000	1,855,000	1,905,000	2,001,000	2,500,000	2,314,000	50,967,390
Fire & Rescue Services	3,270,500	961,000	1,655,000	670,000	328,000	207,000	1,886,000	789,000	6,305,000	185,000	16,256,500
Development Services	121,300	20,000	-	162,000	1,500,000	-	-	60,000	-	-	1,863,300
Human Resources	-	10,000	10,000	10,000	10,000	10,000	10,000	10,000	10,000	10,000	90,000
Corporate Services	969,500	725,000	384,000	507,000	447,000	423,000	445,000	338,000	400,000	357,000	4,995,500
Office of the Deputy CAO	-	-	-	-	108,000	-	108,000	-	-	-	216,000
Chief Administrative Officer	75,000	10,000	10,000	10,000	10,000	10,000	10,000	10,000	10,000	10,000	165,000
Public Library Board	80,900	5,000	82,000	17,000	10,000	10,000	60,000	10,000	10,000	10,000	294,900
	45,168,590	31,465,000	21,289,000	13,486,000	16,310,000	15,961,000	16,561,000	16,185,000	22,173,000	16,637,000	215,235,590
Growth Related Expenditures											
Operations & Infrastructure	2,366,950	387,000	801,000	2,297,000	776,000	840,000	-	-	-	-	7,467,950
Water & Wastewater	-	67,000	-	-	-	-	-	-	-	-	67,000
Recreation & Culture	20,443,200	20,499,000	38,000	-	-	-	-	-	-	-	40,980,200
Fire & Rescue Services	-	-	-	527,000	7,577,000	50,000	779,000	9,733,000	-	-	18,666,000
Development Services	466,300	1,990,000	2,305,000	708,000	280,000	50,000	100,000	30,000	60,000	60,000	6,049,300
Human Resources	-	-	-	-	-	-	-	-	-	-	-
Corporate Services	135,000	50,000	-	-	-	150,000	50,000	-	-	-	385,000
Office of the Deputy CAO	-	-	-	-	-	-	-	-	-	-	-
Chief Administrative Officer	-	-	-	-	-	-	-	-	-	-	-
Public Library Board	-	-	-	-	-	-	-	-	-	-	-
	23,411,450	22,993,000	3,144,000	3,532,000	8,633,000	1,090,000	929,000	9,763,000	60,000	60,000	73,615,450
Total Annual Capital Expenditures	68,580,040	54,458,000	24,433,000	17,018,000	24,943,000	17,051,000	17,490,000	25,948,000	22,233,000	16,697,000	288,851,040
Non-Growth Related Funding											
Capital Reserve - Tax Funded	10,940,400	10,888,000	10,559,000	7,300,000	10,236,000	9,857,000	11,440,000	10,735,000	11,115,000	11,673,000	104,743,400
Capital Reserve - Rate Funded	1,834,000	3,285,000	3,543,000	4,683,000	4,571,000	4,601,000	3,618,000	3,461,000	3,481,000	3,461,000	36,538,000
Reserve Funds - Federal Gas Tax	6,116,100	1,440,000	1,440,000	1,503,000	1,503,000	1,503,000	1,503,000	1,503,000	1,503,000	1,503,000	19,517,100
Debenture - Tax/ Rate Funded	23,411,720	15,852,000	5,747,000	-	-	-	-	486,000	6,074,000	-	51,570,720
Grants	1,999,800	-	-	-	-	-	-	-	-	-	1,999,800
Other Revenue	866,570	-	-	-	-	-	-	-	-	-	866,570
	45,168,590	31,465,000	21,289,000	13,486,000	16,310,000	15,961,000	16,561,000	16,185,000	22,173,000	16,637,000	215,235,590
Growth Related Funding											
DC's / CBC's	594,000	643,000	90,000	166,000	2,015,000	552,000	99,000	27,000	54,000	54,000	4,294,000
Capital Reserve - Tax Funded	1,637,500	2,221,000	10,000	54,000	3,000	18,000	51,000	3,000	6,000	6,000	4,009,500
Reserve Funds - Federal Gas Tax	-	-	-	-	-	-	-	-	-	-	-
Debenture - DC / CBC Funded	20,931,755	20,129,000	2,964,000	2,985,000	5,194,000	450,000	288,000	3,601,000	-	-	56,542,755
Debenture - Tax / Rate Funded	228,195	-	80,000	327,000	1,421,000	50,000	491,000	6,132,000	-	-	8,729,195
Grants	-	-	-	-	-	-	-	-	-	-	-
Other Revenue	20,000	-	-	-	-	20,000	-	-	-	-	40,000
	23,411,450	22,993,000	3,144,000	3,532,000	8,633,000	1,090,000	929,000	9,763,000	60,000	60,000	73,615,450
Total Annual Capital Funding	**68,580,040**	**54,458,000**	**24,433,000**	**17,018,000**	**24,943,000**	**17,051,000**	**17,490,000**	**25,948,000**	**22,233,000**	**16,697,000**	**288,851,040**

GEORGINA

2020 OPERATING BUDGET
Corporate Summary

	Office of the CAO	Office of the Deputy CAO	Corporate Services	Development Services	Fire and Rescue Services	Operations and Infrastructure	Water/ Wastewater	Recreation and Culture	Human Resources	Office of Mayor and Council	Georgina Public Libraries	Non-Program	Grand Total	% VAR
Revenues														
Capital Recovery							(1,140,730)						(1,140,730)	6.8%
Development Fees				(2,442,830)									(2,442,830)	-15.0%
Donations & Grants		(20,000)						(52,500)			(73,640)	(93,800)	(239,940)	-11.4%
Library Grant											(2,482,220)		(2,482,220)	3.9%
Local Improvements							(1,579,800)						(1,579,800)	-1.9%
Misc Revenues	(10,000)	(423,180)	(2,109,600)		(83,500)	(199,540)	(12,000)	(628,150)			(90,200)	(575,000)	(4,131,170)	1.6%
Provision from Reserve	(180,000)		(10,000)	(812,000)	(50,000)	(90,200)	(361,780)	(100,000)					(1,603,980)	209.1%
Region or other Munic		(538,940)				(173,100)		(5,000)					(717,040)	-1.4%
Tax Levy												(43,590,110)	(43,590,110)	2.0%
User Fees, Lease and Rental		(25,390)	(159,880)	(530)	(40,000)	(628,440)	(268,000)	(2,277,560)			(77,700)		(3,477,500)	3.1%
Water							(7,096,820)						(7,096,820)	10%
Wastewater							(7,333,590)						(7,333,590)	7%
Revenues Total	**(190,000)**	**(1,007,510)**	**(2,279,480)**	**(3,255,360)**	**(173,500)**	**(1,091,280)**	**(17,792,720)**	**(3,063,210)**			**(2,723,760)**	**(44,258,910)**	**(75,835,730)**	**3.9%**
Expenses														
Salaries and Benefits	1,253,880	2,993,560	3,020,310	4,323,610	6,895,100	4,941,120	2,133,460	6,234,520	956,410	404,350	1,886,160	(258,110)	34,784,370	3.0%
Staffing Other Direct Expense	37,200	58,630	190,900	93,890	98,670	90,160	60,360	158,160	33,480	50,970	45,390		917,810	-0.5%
Contracted/Consulting Service	386,630	240,400	306,900	155,940	17,310	3,820,350	1,317,350	348,960	26,000		27,000		6,646,840	6.6%
Contributions to Reserve		122,090	622,500	76,200	1,003,100	2,481,610	1,049,090	1,696,220			170,890	3,196,880	10,418,580	14.9%
Debenture Repayment					107,050	327,840	1,968,020	66,610					2,469,520	8.6%
Donations & Grants		2,000		267,200		1,000		294,000					564,200	-5.1%
Hydro/Sewer/Gas		22,600	3,000	760	54,090	432,070	190,680	1,177,460			98,320		1,978,980	-0.5%
Library Grant												2,482,220	2,482,220	3.9%
Other Direct Costs	99,940	458,950	531,950	132,590	244,080	391,800	350,030	1,025,620	43,100	32,300	156,780		3,467,140	7.3%
Supplies and Maintenance	6,700	131,350	71,790	44,460	388,500	1,463,320	262,300	640,820	7,150	4,000	339,220		3,359,610	38.0%
Water Payments to York region							10,461,430						10,461,430	13%
Expenses Total	**1,784,350**	**4,029,580**	**4,747,350**	**5,094,650**	**8,807,900**	**13,949,270**	**17,792,720**	**11,642,370**	**1,066,140**	**491,620**	**2,723,760**	**5,420,990**	**77,550,700**	**7.5%**
Grand Total	**1,594,350**	**3,022,070**	**2,467,870**	**1,839,290**	**8,634,400**	**12,857,990**		**8,579,160**	**1,066,140**	**491,620**		**(38,837,920)**	**1,714,970**	**3.94%**

2020 Summary of Staffing and Operating Initiatives

2020 Staffing Summary

Pg.			Salary	2020 Payroll Costs	Total	2021 Annualized
	New Positions					
	Corporate Services					
170	SR-CS-1	Data Analyst - GIS	73,000	21,900	94,900	96,300
175	SR-CS-2	Business Applications Analyst	73,000	21,900	94,900	96,300
	Operations & Infrastructure					
179	SR-OI-1	Park Lead Hand	67,190	20,160	87,350	89,970
	Total Salaries and All Other Payroll Costs - Permanent		**213,190**	**63,960**	**277,150**	**282,570**
	Georgina Public Library Board					
182	SR-LIB-1	Library staffing requests	62,000	8,600	70,600	89,600
	Total Salaries and All Other Payroll Costs		**62,000**	**8,600**	**70,600**	**89,600**
	Total Salaries		**275,190**	**72,560**	**347,750**	**372,170**

2020 New Initiatives Summary

Pg.			Amount
	Corporate Services		
186	NI-CS-1	Mortgage Company Account Administrative Fees	(80,000)
	Office of the Deputy CAO		
188	NI-DCAO-1	Summer Enforcement Increased Overtime	20,000
	Development Services		
190	NI-DS-1	Winter Banner Program	20,000
	Recreation and Culture		
193	NI-RC-1	Facility and Equipment Emergency Repairs	100,000
	Operations & Infrastructure		
195	NI-OI-1	Catch Basin and Oil/Grit Separator Annual Cleaning Program	157,000
198	NI-OI-2	Winter Road Maintenance Staff Stand-By Schedule	14,000
201	NI-OI-3	Summer Road Maintenance Staff Stand-By Schedule	4,700
203	NI-OI-4	Waterfront Security	52,000
206	NI-OI-5	Pavement Management System	90,000
210	NI-OI-6	Parks Improvements	25,000
	Library		
213	NI-LIB-1	Library New Initiatives	5,700
	Total New Initiatives		**408,400**

GEORGINA

2020 STAFF COMPLEMENT

5 Years Historical Trend

	2020	2019	2018	2017	2016
Operations & Infrastructure					
Permanent Full Time	53	52	77	74	75
Permanent Part Time			2	2	2
Recreation & Culture					
Permanent Full Time	46	46	19	19	21
Permanent Part Time	7	7	4	4	5
Fire & Emergency Services					
Permanent Full Time	48	48	47	47	47
Permanent Part Time			1	1	1
Development Services					
Permanent Full Time	38	38	38	34	34
Permanent Part Time			1		
Corporate Services					
Permanent Full Time	35	33	53	53	44
Permanent Part Time	1	1	23	23	22
Human Resources					
Permanent Full Time	7	7	7	7	6
Chief Administrative Officer					
Permanent Full Time	9	9	8	5	5
Deputy Chief Administrative Officer					
Permanent Full Time	24	24			
Permanent Part Time	20	20			
Total Town PFT	260	257	249	239	232
Total Town PPT	28	28	31	30	30
Total Town	**288**	**285**	**280**	**269**	**262**
Library PFT	15	15	14	14	14
Library PPT	12	11	12	11	11
Total Town and Library	**315**	**311**	**306**	**294**	**287**

Comments

- During 2019, the Facilities Division has been transferred from Operations and Infrastructure to Recreation and Culture Department
- During 2018, the Corporate Services Department was split to create a new Deputy Chief Administrative Officer Department
- Town Positions: Three new positions were added in 2020
- Library Positions: Not including 13 student positions