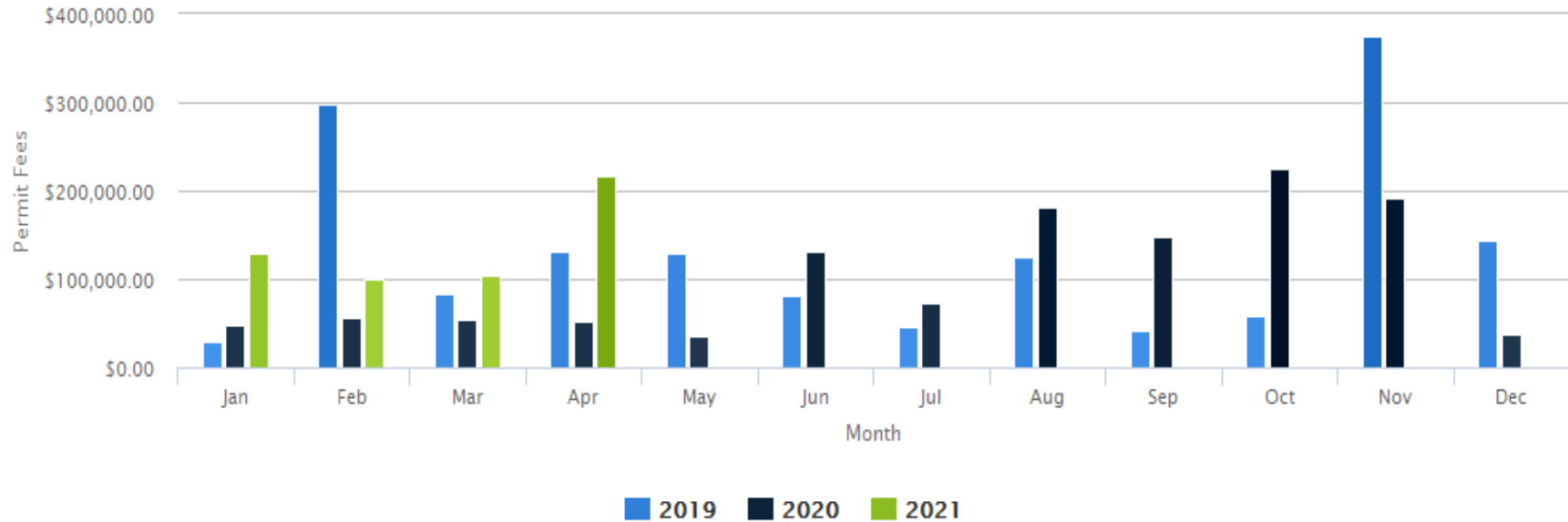


# Town of Georgina - Building Report

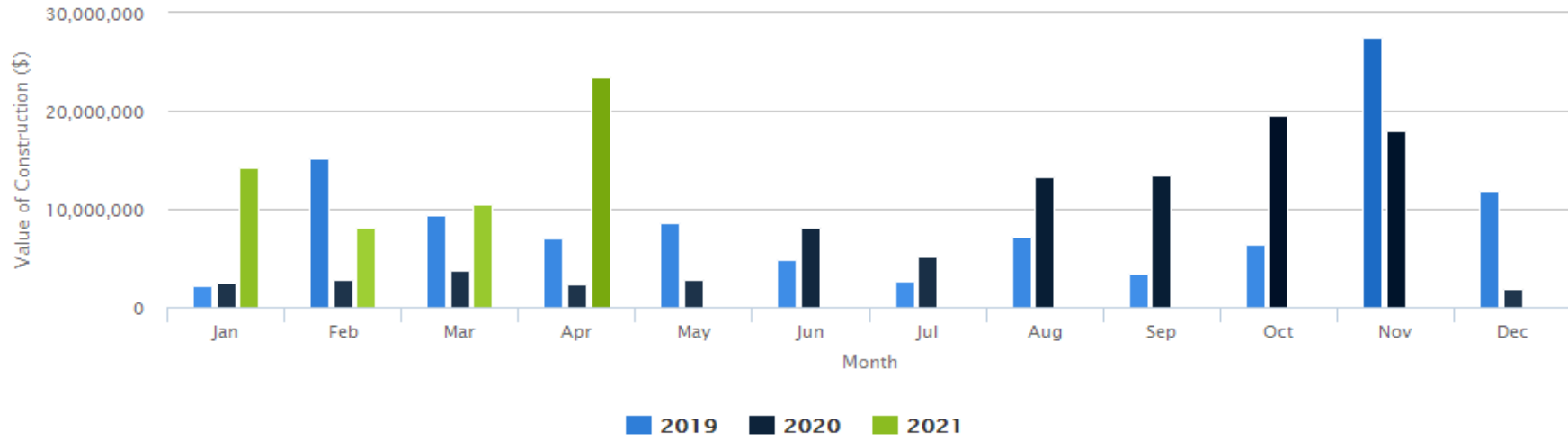
## Permit Fees Collected for Issued Permits by Month



Date	Jan	Feb	Mar	Apr	May	Jun	Jul	Aug	Sep	Oct	Nov	Dec	Total
2019	\$28,861.64	\$297,592.75	\$83,094.80	\$131,572.87	\$129,034.13	\$82,277.93	\$46,759.55	\$125,449.37	\$41,536.46	\$58,934.92	\$376,041.16	\$144,137.57	<b>\$1,545,293.15</b>
2020	\$47,485.88	\$56,994.25	\$54,822.06	\$52,009.09	\$35,721.25	\$131,093.45	\$73,403.20	\$181,494.00	\$148,471.64	\$223,996.99	\$191,910.36	\$37,159.11	<b>\$1,234,561.28</b>
2021	\$129,764.66	\$100,214.45	\$103,458.53	\$216,417.50	\$0.00	\$0.00	\$0.00	\$0.00	\$0.00	\$0.00	\$0.00	\$0.00	<b>\$549,855.14</b>

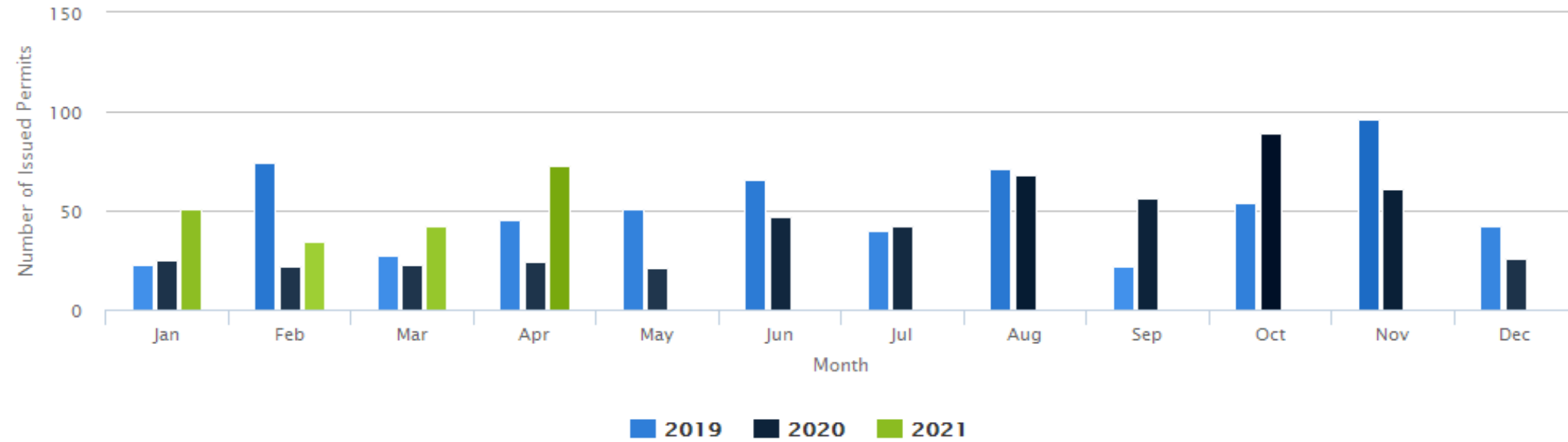
# Town of Georgina - Building Report

## Construction Value of Issued Permits by Month



Date	Jan	Feb	Mar	Apr	May	Jun	Jul	Aug	Sep	Oct	Nov	Dec	Total
2019	\$2,217,388.00	\$15,155,205.00	\$9,298,919.00	\$6,992,493.00	\$8,615,800.00	\$4,873,802.50	\$2,724,520.00	\$7,116,632.00	\$3,394,456.25	\$6,414,200.00	\$27,561,857.00	\$11,868,415.00	<b>\$106,233,687.75</b>
2020	\$2,505,155.00	\$2,832,626.00	\$3,715,622.00	\$2,402,760.00	\$2,876,000.00	\$8,167,980.00	\$5,159,798.00	\$13,257,030.00	\$13,461,830.00	\$19,540,295.00	\$17,944,342.27	\$1,883,000.00	<b>\$93,746,438.27</b>
2021	\$14,192,191.34	\$8,198,865.22	\$10,484,895.05	\$23,412,896.98	\$0.00	\$0.00	\$0.00	\$0.00	\$0.00	\$0.00	\$0.00	\$0.00	<b>\$56,288,848.59</b>

# Number of Issued Permits by Month



Type of Building	2019 - Jan	2019 - Feb	2019 - Mar	2019 - Apr	2019 - May	2019 - Jun	2019 - Jul	2019 - Aug	2019 - Sep	2019 - Oct	2019 - Nov	2019 - Dec	2020 - Jan	2020 - Feb	2020 - Mar	2020 - Apr	2020 - May	2020 - Jun	2020 - Jul	2020 - Aug	2020 - Sep	2020 - Oct	2020 - Nov	2020 - Dec	2021 - Jan	2021 - Feb	2021 - Mar	2021 - Apr
ASSEMBLY OCCUPANCY - ALTERATION	0	0	0	2	0	1	1	0	0	1	1	1	0	0	0	0	0	0	0	0	1	0	0	0	0	1	2	0
ASSEMBLY OCCUPANCY - NEW & ADDITION	0	0	1	0	1	0	0	0	0	0	0	0	0	0	0	0	0	0	0	1	0	1	0	0	0	0	0	0
CHANGE OF USE	1	0	0	0	0	0	0	0	0	0	0	0	1	0	0	0	0	0	0	0	0	0	0	0	0	0	0	0
COMMERCIAL OCCUPANCY - ALTERATION	3	0	1	2	0	3	0	0	0	1	0	1	1	0	0	0	1	1	3	1	0	0	2	1	1	0	2	3
COMMERCIAL OCCUPANCY - NEW & ADDITION	0	0	0	0	0	1	0	0	0	0	0	0	0	1	0	0	0	0	1	0	0	0	0	1	0	0	0	0
DESIGNATED STRUCTURE	0	0	0	0	0	0	0	0	0	0	0	0	0	0	0	0	0	0	0	0	0	0	1	0	0	0	0	0
FARM BUILDING	0	1	0	0	1	3	0	1	0	0	0	0	0	0	1	0	0	1	0	0	0	0	0	1	0	0	0	0
HOUSE - ACCESSORY BUILDING	1	1	1	6	10	8	7	3	5	8	5	2	2	2	1	3	0	0	4	4	6	9	4	1	2	0	5	3
HOUSE - ALTERATIONS	5	3	5	0	7	5	3	8	5	13	12	2	3	8	6	6	4	2	3	4	6	12	6	12	11	5	5	10
HOUSE - DECK	0	3	1	4	4	20	9	21	4	18	4	1	5	0	1	3	4	9	10	18	6	8	1	7	9	4	3	4
HOUSE - NEW & ADDITIONS	7	60	13	28	19	13	10	28	6	9	72	30	9	8	10	9	6	29	20	38	32	55	39	1	26	20	21	50
INDUSTRIAL OCCUPANCY - ALTERATION	0	0	0	0	0	0	0	1	0	0	0	0	0	0	0	0	0	0	0	0	1	0	0	0	0	0	0	0
INDUSTRIAL OCCUPANCY - NEW & ADDITION	1	1	1	0	2	0	0	2	0	0	1	1	0	0	0	0	1	0	0	0	0	0	0	1	0	0	0	0
INSTITUTIONAL/GOV'T - ALTERATION	0	0	0	0	0	0	0	0	0	0	0	2	0	0	1	0	0	0	0	0	0	0	0	0	0	0	0	0
INSTITUTIONAL/GOV'T - NEW & ADDITION	0	0	2	0	0	0	0	0	0	0	0	0	0	0	0	0	0	0	0	0	0	0	0	0	0	0	0	0
MULTI RESIDENTIAL - ALTERATIONS	0	2	0	0	0	0	0	0	0	0	0	1	1	0	0	0	0	0	0	0	0	0	0	0	0	0	0	0
PLUMBING	2	0	0	1	1	5	7	3	0	1	0	0	1	0	1	0	0	0	0	0	0	0	3	0	0	0	0	0
SEPTIC SYSTEM	2	3	2	2	6	6	3	2	2	2	1	1	2	3	2	3	5	5	1	2	3	3	5	1	2	4	4	3
SIGN / ATTACHMENT	1	0	0	0	0	0	0	0	0	0	0	0	0	0	0	0	0	0	0	0	0	1	0	0	0	0	0	0
TEMPORARY BUILDING	0	0	0	0	0	1	0	2	0	1	0	0	0	0	0	0	0	0	0	0	1	0	0	0	0	0	0	0
<b>TOTAL</b>	<b>23</b>	<b>74</b>	<b>27</b>	<b>45</b>	<b>51</b>	<b>66</b>	<b>40</b>	<b>71</b>	<b>22</b>	<b>54</b>	<b>96</b>	<b>42</b>	<b>25</b>	<b>22</b>	<b>23</b>	<b>24</b>	<b>21</b>	<b>47</b>	<b>42</b>	<b>68</b>	<b>56</b>	<b>89</b>	<b>61</b>	<b>26</b>	<b>51</b>	<b>34</b>	<b>42</b>	<b>73</b>