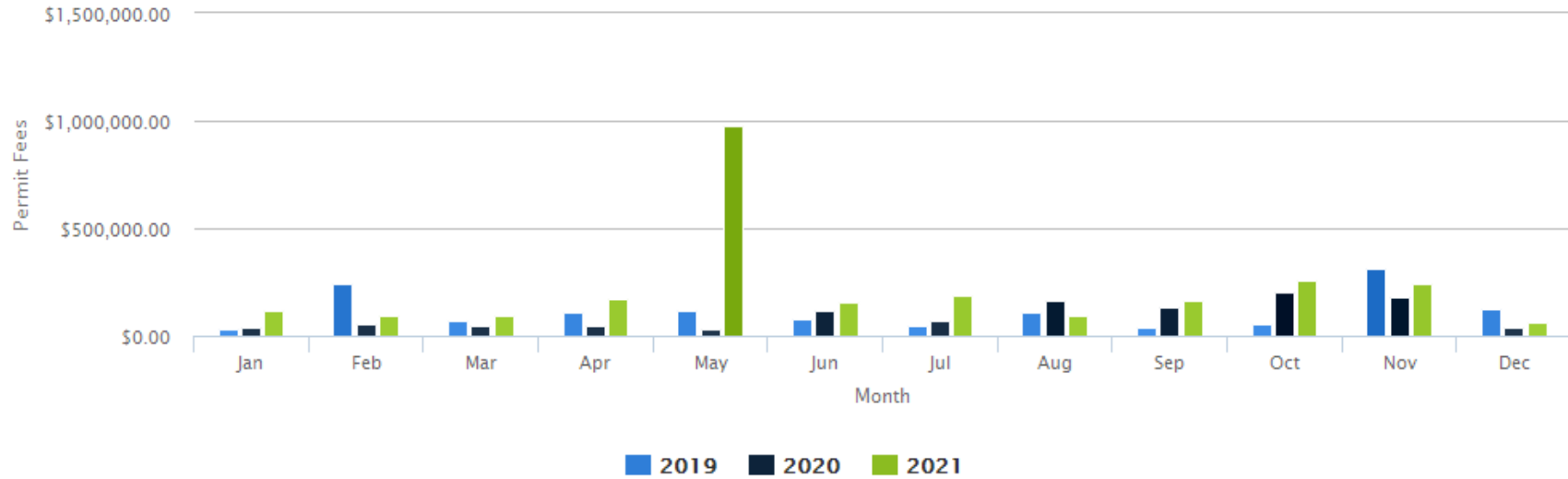


Town of Georgina - Building Report

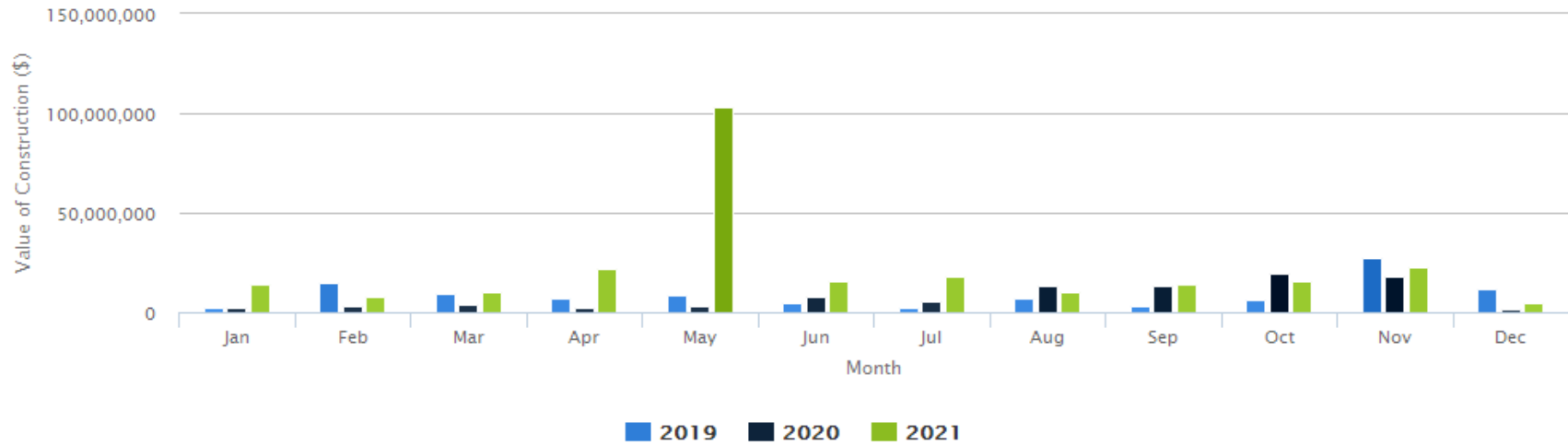
Permit Fees Collected for Issued Permits by Month



Date	Jan	Feb	Mar	Apr	May	Jun	Jul	Aug	Sep	Oct	Nov	Dec	Total
2019	\$27,624.55	\$241,604.93	\$70,857.00	\$105,824.15	\$115,269.93	\$75,284.93	\$43,957.55	\$107,941.37	\$37,384.46	\$55,682.92	\$316,404.16	\$123,428.57	\$1,321,264.52
2020	\$42,536.88	\$55,010.25	\$50,537.06	\$47,083.51	\$32,697.25	\$118,561.45	\$66,707.20	\$162,237.00	\$134,449.64	\$204,391.99	\$177,212.36	\$36,709.11	\$1,128,133.70
2021	\$118,918.66	\$91,763.09	\$96,682.79	\$171,034.04	\$977,930.38	\$153,672.81	\$185,534.83	\$94,574.45	\$160,994.77	\$261,700.08	\$238,747.19	\$60,420.62	\$2,611,973.71

Town of Georgina - Building Report

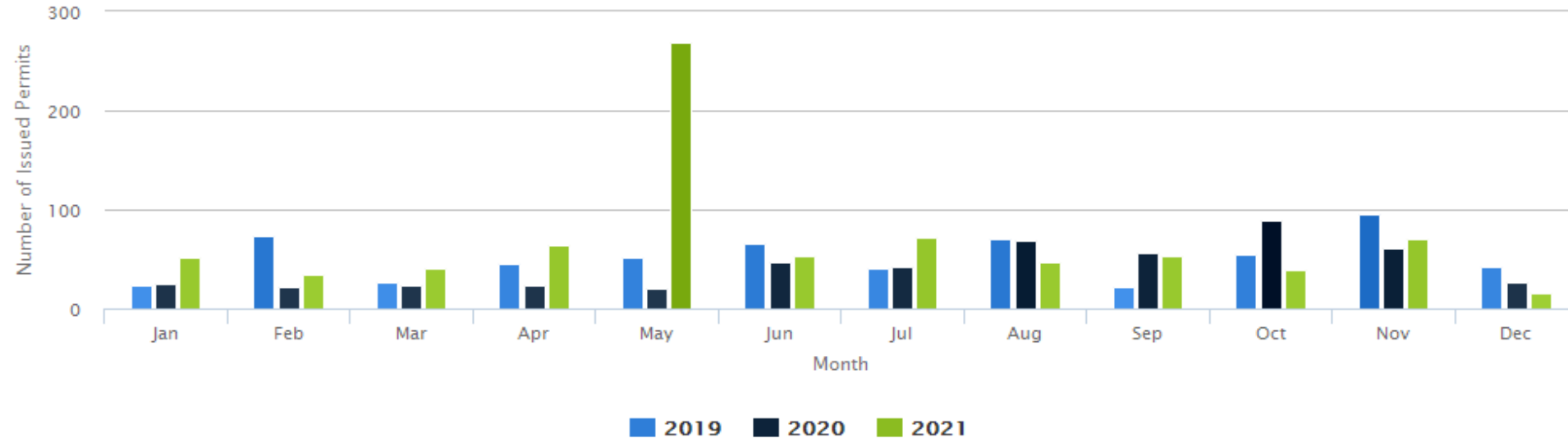
Construction Value of Issued Permits by Month



Date	Jan	Feb	Mar	Apr	May	Jun	Jul	Aug	Sep	Oct	Nov	Dec	Total
2019	\$2,217,388.00	\$15,155,205.00	\$9,298,919.00	\$6,992,493.00	\$8,615,800.00	\$4,873,802.50	\$2,724,520.00	\$7,116,632.00	\$3,394,456.25	\$6,414,200.00	\$27,561,857.00	\$11,868,415.00	\$106,233,687.75
2020	\$2,505,155.00	\$2,832,626.00	\$3,715,622.00	\$2,402,760.00	\$2,876,000.00	\$8,167,980.00	\$5,159,798.00	\$13,257,030.00	\$13,461,830.00	\$19,540,295.00	\$17,944,342.27	\$1,883,000.00	\$93,746,438.27
2021	\$14,192,191.34	\$8,198,865.22	\$10,311,315.89	\$21,689,596.98	\$103,482,608.28	\$15,868,642.18	\$18,024,798.45	\$10,178,476.10	\$14,225,940.00	\$15,749,000.00	\$22,522,800.00	\$4,633,100.00	\$259,077,334.44

Town of Georgina Monthly Report

Volume of Issued Permits by Month



Type of Building	2019 - Jan	2019 - Feb	2019 - Mar	2019 - Apr	2019 - May	2019 - Jun	2019 - Jul	2019 - Aug	2019 - Sep	2019 - Oct	2019 - Nov	2019 - Dec	2020 - Jan	2020 - Feb	2020 - Mar	2020 - Apr	2020 - May	2020 - Jun	2020 - Jul	2020 - Aug	2020 - Sep	2020 - Oct	2020 - Nov	2020 - Dec	2021 - Jan	2021 - Feb	2021 - Mar	2021 - Apr	2021 - May	2021 - Jun	2021 - Jul	2021 - Aug	2021 - Sep	2021 - Oct	2021 - Nov	2021 - Dec	
ASSEMBLY OCCUPANCY - ALTERATION	0	0	0	2	0	1	1	0	0	1	1	1	0	0	0	0	0	0	0	0	1	0	0	0	0	1	2	0	3	1	0	0	0	0	1	1	
ASSEMBLY OCCUPANCY - NEW & ADDITION	0	0	1	0	1	0	0	0	0	0	0	0	0	0	0	0	0	0	0	1	0	1	0	0	0	0	0	0	0	0	0	0	0	0	1	0	0
CHANGE OF USE	1	0	0	0	0	0	0	0	0	0	0	0	1	0	0	0	0	0	0	0	0	0	0	0	0	0	0	0	0	0	0	0	0	0	0	0	0
COMMERCIAL OCCUPANCY - ALTERATION	3	0	1	2	0	3	0	0	0	1	0	1	1	0	0	0	1	1	3	1	0	0	2	1	1	0	2	3	2	0	2	0	2	2	2	1	
COMMERCIAL OCCUPANCY - NEW & ADDITION	0	0	0	0	0	1	0	0	0	0	0	0	0	1	0	0	0	0	1	0	0	0	1	0	0	0	0	0	0	0	1	1	1	0	0	0	
DESIGNATED STRUCTURE	0	0	0	0	0	0	0	0	0	0	0	0	0	0	0	0	0	0	0	0	0	0	1	0	0	0	0	0	0	0	0	0	0	0	0	0	0
FARM BUILDING	0	1	0	0	1	3	0	1	0	0	0	0	0	0	1	0	0	1	0	0	0	0	0	1	0	0	0	0	0	0	1	0	1	0	0	0	1
HOUSE - ACCESSORY BUILDING	1	1	1	6	10	8	7	3	5	8	5	2	2	2	1	3	0	0	4	4	6	9	4	1	2	0	5	3	3	5	12	6	2	4	5	0	
HOUSE - ALTERATIONS	5	3	5	0	7	5	3	8	5	13	12	2	3	8	6	6	4	2	3	4	6	12	6	12	11	5	5	10	11	3	10	8	5	8	6	1	
HOUSE - DECK	0	3	1	4	4	20	9	21	4	18	4	1	5	0	1	3	4	9	10	18	6	8	1	7	9	4	3	4	7	3	3	6	6	2	4	1	
HOUSE - NEW & ADDITIONS	7	60	13	28	19	13	10	28	6	9	72	30	9	8	10	9	6	29	20	38	32	55	39	1	26	20	20	41	232	34	31	20	31	16	47	9	
HVAC	0	0	0	0	0	0	0	0	0	0	0	0	0	0	0	0	0	0	0	0	0	0	0	0	0	0	0	0	0	0	0	0	0	0	0	1	0
INDUSTRIAL OCCUPANCY - ALTERATION	0	0	0	0	0	0	0	1	0	0	0	0	0	0	0	0	0	0	0	0	1	0	0	0	0	0	0	0	0	0	0	0	0	0	0	0	0
INDUSTRIAL OCCUPANCY - NEW & ADDITION	1	1	1	0	2	0	0	2	0	0	1	1	0	0	0	1	0	0	0	0	0	0	0	1	0	0	0	0	0	0	1	0	0	0	0	0	0
INSTITUTIONAL/GOV'T - ALTERATION	0	0	0	0	0	0	0	0	0	0	0	2	0	0	1	0	0	0	0	0	0	0	0	0	0	0	0	0	1	0	0	0	0	0	1	0	
INSTITUTIONAL/GOV'T - NEW & ADDITION	0	0	2	0	0	0	0	0	0	0	0	0	0	0	0	0	0	0	0	0	0	0	0	0	0	0	0	0	0	0	1	0	0	0	0	0	
MULTI RESIDENTIAL - ALTERATIONS	0	2	0	0	0	0	0	0	0	0	0	1	1	0	0	0	0	0	0	0	0	0	0	0	0	0	0	0	0	0	0	0	0	0	0	0	
MULTI RESIDENTIAL - NEW & ADDITIONS	0	0	0	0	0	0	0	0	0	0	0	0	0	0	0	0	0	0	0	0	0	0	0	0	0	0	0	0	0	0	0	0	0	1	0	0	
PLUMBING	2	0	0	1	1	5	7	3	0	1	0	0	1	0	1	0	0	0	0	0	0	0	0	3	0	0	0	0	0	0	0	0	1	0	1	0	0
SEPTIC SYSTEM	2	3	2	2	6	6	3	2	2	2	1	1	2	3	2	3	5	5	1	2	3	3	5	1	2	4	4	3	10	5	11	5	5	5	4	1	
SIGN / ATTACHMENT	1	0	0	0	0	0	0	0	0	0	0	0	0	0	0	0	0	0	0	0	0	1	0	0	0	0	0	0	0	0	0	0	0	0	0	0	
TEMPORARY BUILDING	0	0	0	0	0	1	0	2	0	1	0	0	0	0	0	0	0	0	0	0	1	0	0	0	0	0	0	0	0	0	0	0	0	0	0	0	
TOTAL	23	74	27	45	51	66	40	71	22	54	96	42	25	22	23	24	21	47	42	68	56	89	61	26	51	34	41	64	269	53	72	47	53	39	71	15	

Town of Georgina

Monthly Report for Building Permits Issued in December 2021

ASSEMBLY OCCUPANCY - ALTERATION

Permit Number	Issue Date	Roll Number	Location	Project Purpose	Project Value	Total
211516	December 13, 2021	14330050.0000	181 GLENWOODS AVE	REPLACE HVAC, HEAT PUMPS, CENTRAL DISTRIBUTION PUMPS, REBALANCE SYSTEM, REWORK DUCTWORK POWER PIPING AND LIGHTING. DISCONNECT DAYCARE FROM HVAC ADD VRF & ARCHITECTURAL AND STRUCTURAL TO SUIT NEW MECHANICAL	\$1,200,000.00	\$4,820.68

COMMERCIAL OCCUPANCY - ALTERATION

Permit Number	Issue Date	Roll Number	Location	Project Purpose	Project Value	Total
211628	December 1, 2021	14648000.0000	213 THE QUEENSWAY S	INTERIOR RENO FOR NEW TAKEOUT RESTAURANT UPDATED HVAC AND PLUMBING - Unit 11	\$80,000.00	\$1,174.75

FARM BUILDING

Permit Number	Issue Date	Roll Number	Location	Project Purpose	Project Value	Total
211978	December 16, 2021	13778220.0000	1614 METRO RD N	FOUNDATIONS FOR GREENHOUSES SQUARE FOOTAGE X 3 BLDGS	\$0.00	\$252.00

HOUSE - ALTERATIONS

Permit Number	Issue Date	Roll Number	Location	Project Purpose	Project Value	Total
211652	December 1, 2021	14291170.0000	93 HASKINS CRES	INTERIOR RENOVATIONS - FINISH BASEMENT WITHIN SINGLE UNIT DWELLING	\$50,000.00	\$1,476.86

HOUSE - DECK

Permit Number	Issue Date	Roll Number	Location	Project Purpose	Project Value	Total
211861	December 6, 2021	03084160.0000	15 BURKE ST	DECK AS ENCLOSURE FOR ABOVE GROUND POOL	\$8,000.00	\$160.00

HOUSE - NEW & ADDITIONS

Permit Number	Issue Date	Roll Number	Location	Project Purpose	Project Value	Total
211854	December 6, 2021	14346600.0000	31 DOROTHY CAINE CRES	NEW SFD 1 UNIT LOT 29 LOT SPECIFIC 9' BASEMENT CEILING; EXT. STAIR NO DECK, UNFINISHED BASEMENT	\$380,000.00	\$5,812.10
211777	December 7, 2021	02254010.0000	8821 OLD SHILOH RD	NEW SFD ONE UNIT, UNFINISHED BASEMENT, WALKUP, DECKS	\$300,000.00	\$4,089.21
211835	December 13, 2021	14346600.0000	4 JOHN DALLIMORE DR	SFD - 1 UNIT LOT SPECIFIC LOT 45, REAR DECK, UNFINISHED BASEMENT	\$375,000.00	\$5,885.16
211843	December 13, 2021	14346600.0000	39 DOROTHY CAINE CRES	NEW SFD 1 UNIT LOT 25, SITE SPECIFIC W DECK, UNFINISHED BASEMENT	\$475,600.00	\$7,356.70
211846	December 13, 2021	14346600.0000	25 JOHN DALLIMORE DR	SFD - 1 UNIT; LOT SPECIFIC UNFINISHED BASEMENT, DECK	\$310,000.00	\$4,857.98
211849	December 13, 2021	14346600.0000	29 DOROTHY CAINE CRES	NEW SFD 1 UNIT, LOT SPECIFIC LOT 30 10' CEILINGS NO DECK, UNFINISHED BASEMENT	\$373,000.00	\$5,725.16
211858	December 13, 2021	14346600.0000	2 DOROTHY CAINE CRES	NEW SFD 1 UNIT LOT 78 LOT SPECIFIC NO DECK, UNFINISHED BASEMENT	\$377,000.00	\$5,779.90
211859	December 13, 2021	14346600.0000	12 DOROTHY CAINE CRES	*** CONDITIONAL PERMIT - FOUNDATION ONLY - FIRE BREAK LOT*** NEW SFD 1 UNIT LOT 83 LOT SPECIFIC NO DECK, UNFINISHED BASEMENT	\$380,000.00	\$6,408.90
211860	December 13, 2021	14346600.0000	19 DOROTHY CAINE CRES	**CONDITIONAL PERMIT - FOUNDATION ONLY *** LOT 35 NEW 1-UNIT SFD; LOT SPECIFIC UNFINISHED BASEMENT, REAR DECK	\$289,000.00	\$5,300.22

POOL ENCLOSURE

Permit Number	Issue Date	Roll Number	Location	Project Purpose	Project Value	Total
211863	December 6, 2021	03084160.0000	15 BURKE ST	ABOVE GROUND POOL ENCLOSURE DECK AS ENCLOSURE DECK PERMIT 211861	\$25,000.00	\$100.00

SEPTIC SYSTEM

Permit Number	Issue Date	Roll Number	Location	Project Purpose	Project Value	Total
211779	December 7, 2021	02254010.000	8821 OLD SHILOH RD	NEW SEPTIC SYSTEM	\$20,000.00	\$1,321.00