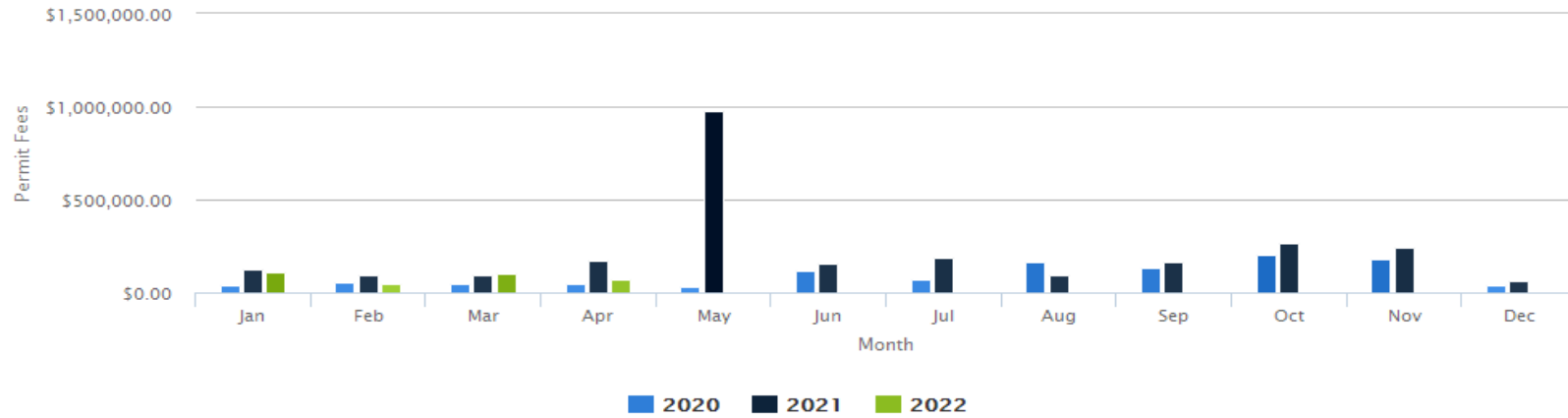


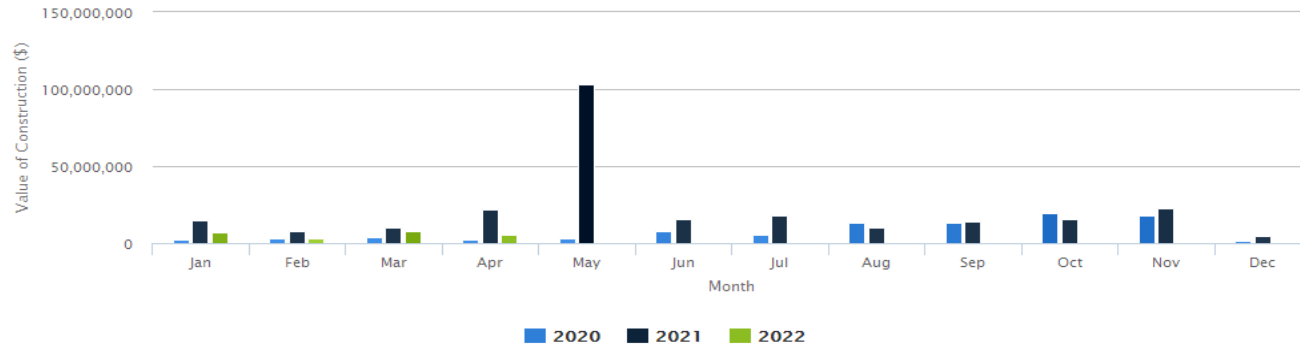
Town of Georgina - Building Report

Permit Fees Collected for Issued Permits by Month



| Date | Jan | Feb | Mar | Apr | May | Jun | Jul | Aug | Sep | Oct | Nov | Dec | Total |
|------|--------------|-------------|--------------|--------------|--------------|--------------|--------------|--------------|--------------|--------------|--------------|-------------|-----------------------|
| 2020 | \$42,536.88 | \$55,010.25 | \$50,537.06 | \$47,083.51 | \$32,697.25 | \$118,561.45 | \$66,707.20 | \$162,237.00 | \$134,449.64 | \$204,391.99 | \$177,212.36 | \$36,709.11 | \$1,128,133.70 |
| 2021 | \$122,889.91 | \$91,763.09 | \$96,682.79 | \$171,034.04 | \$977,930.38 | \$153,672.81 | \$189,249.44 | \$94,574.45 | \$161,798.77 | \$262,332.08 | \$238,747.19 | \$60,420.62 | \$2,621,095.57 |
| 2022 | \$111,834.95 | \$48,877.95 | \$101,802.80 | \$66,434.33 | \$0.00 | \$0.00 | \$0.00 | \$0.00 | \$0.00 | \$0.00 | \$0.00 | \$0.00 | \$328,950.03 |

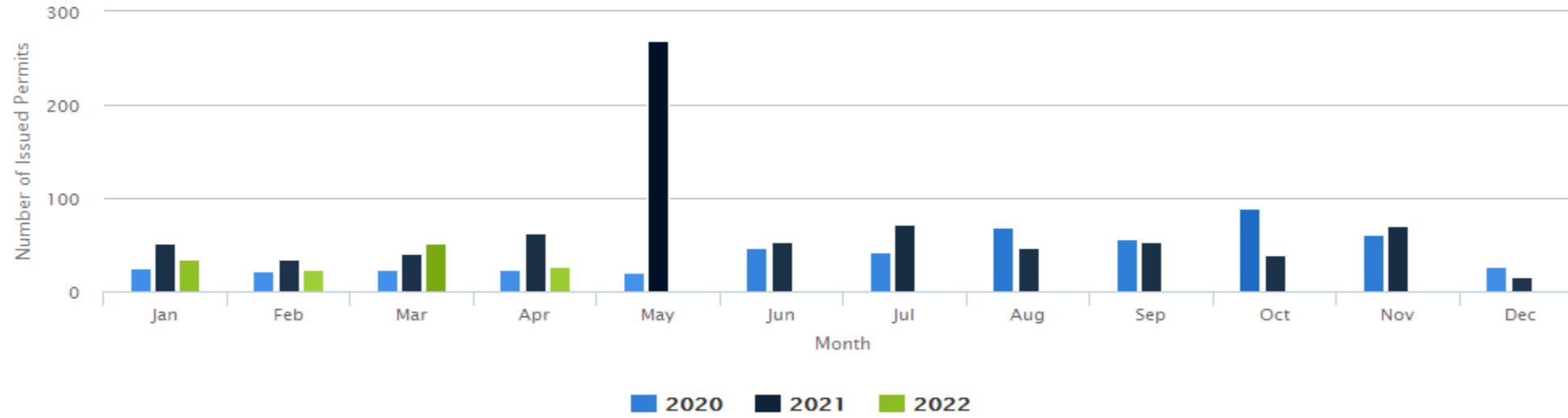
Town of Georgina - Building Report
 Construction Value of Issued Permits by Month



| Date | Jan | Feb | Mar | Apr | May | Jun | Jul | Aug | Sep | Oct | Nov | Dec | Total |
|------|-----------------|----------------|-----------------|-----------------|------------------|-----------------|-----------------|-----------------|-----------------|-----------------|-----------------|----------------|-------------------------|
| 2020 | \$2,505,155.00 | \$2,832,626.00 | \$3,715,622.00 | \$2,402,760.00 | \$2,876,000.00 | \$8,167,980.00 | \$5,159,798.00 | \$13,257,030.00 | \$13,461,830.00 | \$19,540,295.00 | \$17,944,342.27 | \$1,883,000.00 | \$93,746,438.27 |
| 2021 | \$14,836,937.34 | \$8,198,865.22 | \$10,311,315.89 | \$21,684,596.98 | \$103,482,608.28 | \$15,868,642.18 | \$18,024,798.45 | \$10,178,476.10 | \$14,225,940.00 | \$15,749,000.00 | \$22,522,800.00 | \$4,633,100.00 | \$259,717,080.44 |
| 2022 | \$7,176,000.00 | \$3,425,300.00 | \$7,982,047.78 | \$5,355,300.00 | \$0.00 | \$0.00 | \$0.00 | \$0.00 | \$0.00 | \$0.00 | \$0.00 | \$0.00 | \$23,938,647.78 |

Town of Georgina Monthly Report

Volume of Issued Permits by Month



| Type of Building | 2020 - Jan | 2020 - Feb | 2020 - Mar | 2020 - Apr | 2020 - May | 2020 - Jun | 2020 - Jul | 2020 - Aug | 2020 - Sep | 2020 - Oct | 2020 - Nov | 2020 - Dec | 2021 - Jan | 2021 - Feb | 2021 - Mar | 2021 - Apr | 2021 - May | 2021 - Jun | 2021 - Jul | 2021 - Aug | 2021 - Sep | 2021 - Oct | 2021 - Nov | 2021 - Dec | 2022 - Jan | 2022 - Feb | 2022 - Mar | 2022 - Apr |
|---------------------------------------|------------|------------|------------|------------|------------|------------|------------|------------|------------|------------|------------|------------|------------|------------|------------|------------|------------|------------|------------|------------|------------|------------|------------|------------|------------|------------|------------|------------|
| ASSEMBLY OCCUPANCY - ALTERATION | 0 | 0 | 0 | 0 | 0 | 0 | 0 | 0 | 1 | 0 | 0 | 0 | 0 | 1 | 2 | 0 | 3 | 1 | 0 | 0 | 0 | 0 | 1 | 1 | 1 | 0 | 0 | 1 |
| ASSEMBLY OCCUPANCY - NEW & ADDITION | 0 | 0 | 0 | 0 | 0 | 0 | 0 | 1 | 0 | 1 | 0 | 0 | 0 | 0 | 0 | 0 | 0 | 0 | 0 | 0 | 0 | 1 | 0 | 0 | 0 | 0 | 0 | 0 |
| CHANGE OF USE | 1 | 0 | 0 | 0 | 0 | 0 | 0 | 0 | 0 | 0 | 0 | 0 | 0 | 0 | 0 | 0 | 0 | 0 | 0 | 0 | 0 | 0 | 0 | 0 | 0 | 0 | 0 | 0 |
| COMMERCIAL OCCUPANCY - ALTERATION | 1 | 0 | 0 | 0 | 1 | 1 | 3 | 1 | 0 | 0 | 2 | 1 | 1 | 0 | 2 | 3 | 2 | 0 | 2 | 0 | 2 | 2 | 2 | 1 | 0 | 2 | 1 | 1 |
| COMMERCIAL OCCUPANCY - NEW & ADDITION | 0 | 1 | 0 | 0 | 0 | 0 | 1 | 0 | 0 | 0 | 0 | 1 | 0 | 0 | 0 | 0 | 0 | 0 | 1 | 1 | 1 | 0 | 0 | 0 | 0 | 0 | 1 | 1 |
| DESIGNATED STRUCTURE | 0 | 0 | 0 | 0 | 0 | 0 | 0 | 0 | 0 | 0 | 1 | 0 | 0 | 0 | 0 | 0 | 0 | 0 | 0 | 0 | 0 | 0 | 0 | 0 | 0 | 0 | 0 | 0 |
| FARM BUILDING | 0 | 0 | 1 | 0 | 0 | 1 | 0 | 0 | 0 | 0 | 0 | 1 | 0 | 0 | 0 | 0 | 0 | 1 | 0 | 1 | 0 | 0 | 0 | 1 | 0 | 0 | 2 | 0 |
| HOUSE - ACCESSORY BUILDING | 2 | 2 | 1 | 3 | 0 | 0 | 4 | 4 | 6 | 9 | 4 | 1 | 2 | 0 | 5 | 3 | 3 | 5 | 12 | 6 | 2 | 4 | 5 | 0 | 3 | 4 | 9 | 4 |
| HOUSE - ALTERATIONS | 3 | 8 | 6 | 6 | 4 | 2 | 3 | 4 | 6 | 12 | 6 | 12 | 11 | 5 | 5 | 10 | 11 | 3 | 10 | 8 | 5 | 8 | 6 | 1 | 4 | 6 | 13 | 5 |
| HOUSE - DECK | 5 | 0 | 1 | 3 | 4 | 9 | 10 | 18 | 6 | 8 | 1 | 7 | 9 | 4 | 3 | 4 | 7 | 3 | 3 | 6 | 6 | 2 | 4 | 1 | 0 | 0 | 3 | 2 |
| HOUSE - NEW & ADDITIONS | 9 | 8 | 10 | 9 | 6 | 29 | 20 | 38 | 32 | 55 | 39 | 1 | 27 | 20 | 20 | 41 | 232 | 34 | 31 | 20 | 31 | 16 | 47 | 9 | 22 | 6 | 18 | 8 |
| HVAC | 0 | 0 | 0 | 0 | 0 | 0 | 0 | 0 | 0 | 0 | 0 | 0 | 0 | 0 | 0 | 0 | 0 | 0 | 0 | 0 | 0 | 0 | 1 | 0 | 0 | 0 | 0 | 0 |
| INDUSTRIAL OCCUPANCY - ALTERATION | 0 | 0 | 0 | 0 | 0 | 0 | 0 | 0 | 1 | 0 | 0 | 0 | 0 | 0 | 0 | 0 | 0 | 0 | 0 | 0 | 0 | 0 | 0 | 0 | 0 | 0 | 0 | 0 |
| INDUSTRIAL OCCUPANCY - NEW & ADDITION | 0 | 0 | 0 | 0 | 1 | 0 | 0 | 0 | 0 | 0 | 0 | 1 | 0 | 0 | 0 | 0 | 0 | 1 | 0 | 0 | 0 | 0 | 0 | 0 | 0 | 0 | 1 | 0 |
| INSTITUTIONAL/GOV'T - ALTERATION | 0 | 0 | 1 | 0 | 0 | 0 | 0 | 0 | 0 | 0 | 0 | 0 | 0 | 0 | 0 | 0 | 1 | 0 | 0 | 0 | 0 | 0 | 1 | 0 | 0 | 0 | 0 | 0 |
| INSTITUTIONAL/GOV'T - NEW & ADDITION | 0 | 0 | 0 | 0 | 0 | 0 | 0 | 0 | 0 | 0 | 0 | 0 | 0 | 0 | 0 | 0 | 0 | 0 | 1 | 0 | 0 | 0 | 0 | 0 | 0 | 0 | 0 | 0 |
| MULTI RESIDENTIAL - ALTERATIONS | 1 | 0 | 0 | 0 | 0 | 0 | 0 | 0 | 0 | 0 | 0 | 0 | 0 | 0 | 0 | 0 | 0 | 0 | 0 | 0 | 0 | 0 | 0 | 0 | 0 | 0 | 0 | 0 |
| MULTI RESIDENTIAL - NEW & ADDITIONS | 0 | 0 | 0 | 0 | 0 | 0 | 0 | 0 | 0 | 0 | 0 | 0 | 0 | 0 | 0 | 0 | 0 | 0 | 0 | 0 | 0 | 1 | 0 | 0 | 0 | 0 | 0 | 0 |
| PLUMBING | 1 | 0 | 1 | 0 | 0 | 0 | 0 | 0 | 0 | 0 | 3 | 0 | 0 | 0 | 0 | 0 | 0 | 0 | 1 | 0 | 1 | 0 | 0 | 0 | 2 | 3 | 0 | 0 |
| SEPTIC SYSTEM | 2 | 3 | 2 | 3 | 5 | 5 | 1 | 2 | 3 | 3 | 5 | 1 | 2 | 4 | 4 | 2 | 10 | 5 | 11 | 5 | 5 | 5 | 4 | 1 | 2 | 2 | 3 | 3 |
| SIGN / ATTACHMENT | 0 | 0 | 0 | 0 | 0 | 0 | 0 | 0 | 0 | 1 | 0 | 0 | 0 | 0 | 0 | 0 | 0 | 0 | 0 | 0 | 0 | 0 | 0 | 0 | 0 | 0 | 0 | 1 |
| TEMPORARY BUILDING | 0 | 0 | 0 | 0 | 0 | 0 | 0 | 0 | 1 | 0 | 0 | 0 | 0 | 0 | 0 | 0 | 0 | 0 | 0 | 0 | 0 | 0 | 0 | 0 | 0 | 0 | 0 | 0 |
| | 25 | 22 | 23 | 24 | 21 | 47 | 42 | 68 | 56 | 89 | 61 | 26 | 52 | 34 | 41 | 63 | 269 | 53 | 72 | 47 | 53 | 39 | 71 | 15 | 34 | 23 | 51 | 26 |

Town of Georgina

Monthly Reprc April, 2022

ASSEMBLY OCCUPANCY - ALTERATION

| Permit Number | Issue Date | Roll Number | Location | Project Purpose | Project Value | Total |
|---------------|----------------|---------------|------------------|--|---------------|-----------------|
| 220305 | April 27, 2022 | 06091300.0000 | 30553 HIGHWAY 48 | REPLACE DRYWALL IN MECHANICAL AND KITCHEN ON FIRST FLOOR | \$10,000.00 | \$600.06 |

COMMERCIAL OCCUPANCY - ALTERATION

| Permit Number | Issue Date | Roll Number | Location | Project Purpose | Project Value | Total |
|---------------|----------------|---------------|-----------------|--|---------------|-----------------|
| 220196 | April 12, 2022 | 14688000.0000 | 76 ARLINGTON DR | DEMOLISH INTERIOR PARTITIONS AND BUILD NEW 2 HR FIRE RATED WALL TO DIVIDE INTO 2 UNITS. NEW EXTERIOR DOORS, FRONT AND BACK | \$50,000.00 | \$790.00 |

COMMERCIAL OCCUPANCY - NEW & ADDITION

| Permit Number | Issue Date | Roll Number | Location | Project Purpose | Project Value | Total |
|---------------|----------------|---------------|---------------|---|----------------|-------------------|
| 220107 | April 25, 2022 | 04045700.0000 | 25765 PARK RD | ONE STOREY MODULAR OFFICE ADDITION/RENOVATION EXIST WOOD FRAME BLDG | \$1,000,000.00 | \$5,067.71 |

DEMOLITION

| Permit Number | Issue Date | Roll Number | Location | Project Purpose | Project Value | Total |
|---------------|---------------|---------------|----------------------|--|---------------|-----------------|
| 220151 | April 8, 2022 | 13153400.0000 | 752 CHURCHILL LANE | DEMO SFD | \$10,000.00 | \$264.00 |
| 220152 | April 8, 2022 | 04433100.0000 | 108 MOORE'S BEACH RD | REMOVE EXISTING HOUSE TO PREPARE FOR NEW SFD | \$10,000.00 | \$264.00 |

| | | | | | | |
|--------|----------------|---------------|---------------|--|------------|-----------------|
| 220164 | April 8, 2022 | 13442700.0000 | 15 FARLEY CIR | DEMOLISH EXIST SFD/GARAGE/SHED | \$5,000.00 | \$423.00 |
| 220253 | April 27, 2022 | 12367200.0000 | 865 LAKE DR N | DEMOLISH 1 DWELLING AND 1 ACCESSORY BUILDING | \$1,500.00 | \$423.00 |

HOUSE - ACCESSORY BUILDING

| Permit Number | Issue Date | Roll Number | Location | Project Purpose | Project Value | Total |
|---------------|----------------|---------------|---------------|--------------------------------------|---------------|-----------------|
| 211890 | April 19, 2022 | 03551400.0000 | 339 HEDGE RD | NEW DETACHED GARAGE ON SLAB ON GRADE | \$70,000.00 | \$657.80 |
| 220163 | April 20, 2022 | 13442700.0000 | 15 FARLEY CIR | DETACHED GARAGE PERSONAL | \$25,000.00 | \$168.00 |
| 210246 | April 27, 2022 | 13628300.0000 | 71 EDITH ST | 32 x 24 DETACHED GARAGE WITH LOFT | \$80,000.00 | \$326.00 |
| 211926 | April 28, 2022 | 02098200.0000 | 23029 WEIRS | DETACHED GARAGE FOR PERSONAL STORAGE | \$150,000.00 | \$616.00 |

HOUSE - ALTERATIONS

| Permit Number | Issue Date | Roll Number | Location | Project Purpose | Project Value | Total |
|---------------|----------------|---------------|------------------|--|---------------|-------------------|
| 220025 | April 6, 2022 | 09252900.0000 | 104 CHURCH ST | REPAIR EXISTING WALKING FOR BASEMENT ACCESS | \$6,000.00 | \$593.00 |
| 220094 | April 6, 2022 | 05391200.0000 | 15 MAIN ST | DEMOLISH PART OF EXISTING ONE STOREY PORTION OF EXIST. DWELLING/INTERIOR ALTERATION | \$5,000.00 | \$824.72 |
| 211826 | April 12, 2022 | 11914800.0000 | 26010 MCCOWAN RD | REBUILD HOUSE ON EXISTING FOUNDATION TO RECOVER DAMAGES DUE TO CARPENTER ANTS TO LEGALIZE - 211081 "Doug Warner was added as contact with LOA in file" | \$200,000.00 | \$4,967.68 |
| 220149 | April 25, 2022 | 13176200.0000 | 825 SEDORE AVE | INTERIOR RENOVATION FOR NEW BATHROOM | \$40,000.00 | \$432.60 |
| 220272 | April 25, 2022 | 09501218.0000 | 126 CARRICK AVE | REPAIR DWELLING FOLLOWING VEHICLE IMPACT | \$15,000.00 | \$277.07 |

HOUSE - DECK

| Permit Number | Issue Date | Roll Number | Location | Project Purpose | Project Value | Total |
|---------------|----------------|---------------|-------------------|--------------------|---------------|-----------------|
| 220066 | April 6, 2022 | 14295174.0000 | 85 LAURENDALE AVE | REBUILD A NEW DECK | \$32,500.00 | \$168.00 |
| 220089 | April 27, 2022 | 13628300.0000 | 71 EDITH ST | FRONT DECK | \$1,000.00 | \$168.00 |

HOUSE - NEW & ADDITIONS

| Permit Number | Issue Date | Roll Number | Location | Project Purpose | Project Value | Total |
|---------------|----------------|---------------|---------------------------|--|---------------|-------------------|
| 211844 | April 6, 2022 | 14346600.0000 | 21 JOHN DALLIMORE DR | SFD - 1 UNIT; LOT SPECIFIC WALK OUT BASEMENT UNFINISHED BASEMENT, DECK | \$377,000.00 | \$5,885.16 |
| 211852 | April 6, 2022 | 14346600.0000 | 23 JOHN DALLIMORE DR | SFD - 1 UNIT; LOT SPECIFIC UNFINISHED WALKOUT BASEMENT, REAR DECK | \$353,000.00 | \$5,510.03 |
| 211855 | April 6, 2022 | 14346600.0000 | 21 DOROTHY CAINE CRESCENT | NEW SFD 1 UNIT; LOT SPECIFIC LOT 34, 10' MAIN FLR W DECK, UNFINISHED BASEMENT | \$320,800.00 | \$5,023.81 |
| 211857 | April 6, 2022 | 14346600.0000 | 2 JOHN DALLIMORE DRIVE | NEW SFD 1 UNIT LOT 46 LOT SPECIFIC; WALK-UP NO DECK, UNFINISHED BASEMENT | \$495,000.00 | \$7,471.01 |
| 211919 | April 6, 2022 | 14346600.0000 | 37 DOROTHY CAINE CRES | NEW SFD 1-UNIT, LOT SPECIFIC DECK, UNFINISHED BASEMENT | \$385,000.00 | \$5,994.64 |
| 211921 | April 25, 2022 | 13775700.0000 | 547 LAKE DR E | NEW SFD 1-UNIT; NO BSMT. OUTDOOR KITCHEN, ATTACHED GARAGE, COVERD PORCH W/ DECK ABOVE x2 *DIGITIZED* | \$875,000.00 | \$9,908.16 |
| 220162 | April 25, 2022 | 13442700.0000 | 15 FARLEY CIR | NEW SFD WITH DECK AND FINISHED BASEMENT | \$300,000.00 | \$3,837.33 |
| 220172 | April 29, 2022 | 13153400.0000 | 752 CHURCHILL LANE | NEW SFD UNFINISHED BASEMENT REAR DECK | \$450,000.00 | \$3,708.55 |

POOL ENCLOSURE

| Permit Number | Issue Date | Roll Number | Location | Project Purpose | Project Value | Total |
|---------------|------------|-------------|----------|-----------------|---------------|-------|
|---------------|------------|-------------|----------|-----------------|---------------|-------|

| | | | | | | |
|--------|----------------|---------------|--------------------|--|-------------|-----------------|
| 220241 | April 7, 2022 | 14420258.0000 | 80 BAYVIEW AVE | ABOVE GROUND POOL ENCLOSURE CORNER LOT R1 | \$50,000.00 | \$100.00 |
| 220317 | April 21, 2022 | 12047400.0000 | 399 BOUCHIER ST | IN GROUND SWIMMING POOL | \$50,000.00 | \$150.00 |
| 220349 | April 28, 2022 | 06136500.0000 | 438 PEFFERLAW ROAD | ABOVE GROUND POOL WALL ENCLOSURE | \$20,000.00 | \$100.00 |

SEPTIC SYSTEM

| Permit Number | Issue Date | Roll Number | Location | Project Purpose | Project Value | Total |
|---------------|----------------|---------------|-----------------------|----------------------------------|---------------|-------------------|
| 211822 | April 8, 2022 | 05042000.0000 | 8869 OLD HOMESTEAD RD | SEPTIC SYSTEM | \$25,000.00 | \$1,321.00 |
| 220256 | April 12, 2022 | 11914800.0000 | 26010 MCCOWAN RD | Replace Septic System | \$30,000.00 | \$1,383.00 |
| 220033 | April 25, 2022 | 06456200.0000 | 8 SANDY COVE LANE | REPLACEMENT OF FAILED SEPTIC BED | \$30,000.00 | \$576.00 |

SIGN / ATTACHMENT

| Permit Number | Issue Date | Roll Number | Location | Project Purpose | Project Value | Total |
|---------------|----------------|---------------|---------------|--------------------------------------|---------------|-----------------|
| 220157 | April 25, 2022 | 14691180.0000 | 5 SHETLAND DR | INSTALL ROOF MOUNTED SOLAR PANELS | \$30,000.00 | \$159.00 |